



EFB
TECHNOLOGIE

eco power

- NEUESTE TECHNOLOGIE MIT 30% MEHR LEISTUNG
- DIE BATTERIE FÜR ALLE KRAFTFAHRZEUGE





eco power

EFB-TECHNOLOGIE MIT MEHR STARTKRAFT FÜR ALLE KRAFTFAHRZEUGE

- 30% mehr Leistung und Lebensdauer gegenüber herkömmlichen Batterien
- 100% wartungsfrei
- Hohe Zyklenfestigkeit
- Doppelte Ladezyklenzahl
- Universell einsetzbar
- 36 Monate Garantie
- Erstausrüstertechnologie

EFB STEHT FÜR ENHANCED FLOODED BATTERY

- Dickere positive und negative Platten in spezieller Full-Frame-Technologie
- Auch für Standard-Start-Stop-Fahrzeuge, die keine zusätzlichen energiesparenden Funktionen unterstützen
- Im Gegensatz zu herkömmlichen Nassbatterien sind EFB-Batterien mit HIGH PERFORMANCE Separatoren ausgestattet
- Die Separatoren halten das aktive Material an der Platte fest
- Das reduziert den Verlust von aktivem Material und führt zu einer höheren Zyklenfestigkeit im Vergleich zu herkömmlichen Batterien



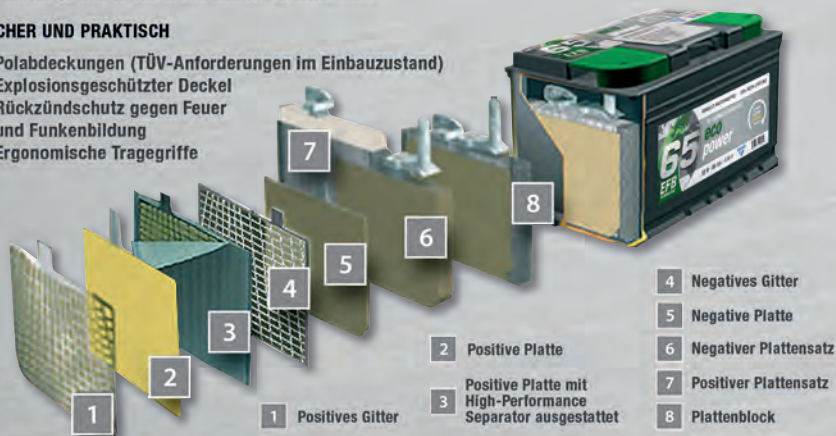
Speziell für Standard-Start-Stop-Fahrzeuge ohne Energierückgewinnung sorgt die EFB-Batterie für eine konstante Weiterversorgung aller Stromverbraucher und gewährleistet den Wiederstart des Motors in nur kürzester Zeit.

DIE IDEALE BATTERIE FÜR:

- Motoren mit Startschwierigkeiten
- Fahrzeuge im Kurzstreckenverkehr
- Dieselfahrzeuge und Laternenparker
- Fahrzeuge mit vielen elektrischen Verbrauchern

SICHER UND PRAKTISCH

- Polabdeckungen (TÜV-Anforderungen im Einbauzustand)
- Explosiongeschützter Deckel
- Rückzündschutz gegen Feuer und Funkenbildung
- Ergonomische Tragegriffe



- 4 Negatives Gitter
- 5 Negative Platte
- 6 Negativer Plattensatz
- 7 Positiver Plattensatz
- 8 Plattenblock

- 2 Positive Platte
- 3 Positive Platte mit High-Performance Separator ausgestattet

Bezeichnung	Kälte-Prüfstrom (A) EN	Kapazität (Ah)	Länge (mm)	Breite (mm)	Höhe (mm)
Cartec 45	400	45	211	175	190
Cartec 55	480	55	242	175	190
Cartec 65	570	65	242	175	190
Cartec 75	680	75	278	175	190
Cartec 85	800	85	317	175	190
Cartec 95	850	95	353	175	190



EFB
TECHNOLOGIE

eco power

- LA TOUTE DERNIÈRE TECHNOLOGIE AVEC 30% DE PUISSANCE SUPPLÉMENTAIRE
- LA BATTERIE POUR TOUS LES VÉHICULES À MOTEUR



EFB
TECHNOLOGIE

eco power



LA TECHNOLOGIE EFB AVEC PLUS DE PUISSANCE DE DÉMARRAGE POUR TOUS LES VÉHICULES À MOTEUR

- 30% de puissance et de longévité accrue en comparaison aux batteries conventionnelles
- à 100% sans aucune maintenance
- Résistance élevée aux cyclage
- Nombre deux fois supérieur de cycles de charge
- Application universelle
- 36 mois de garantie
- Technologie d'équipement de première monte

EFB OPTÉ POUR ENHANCED FLOODED BATTERY

- Des plaques positives et négatives plus épaisses dans la technologie spéciale Full-Frame
- Egalement pour les véhicules de série équipés du système Start/Stop, qui ne prennent pas en charge des fonctions d'économie d'énergie supplémentaires
- Contrairement aux batteries conventionnelles humides, les batteries EFB sont équipées de séparateurs à haute performance
- Les séparateurs retiennent la matière active dans la plaque
- Ils permettent de réduire la perte de matière active et de produire une résistance de cyclage accrue en comparaison aux batteries conventionnelles




Notamment pour les véhicules de série équipés du système Start/Stop sans récupération d'énergie, la batterie EFB fournit un réapprovisionnement constant de tous les récepteurs électriques et assure le redémarrage du moteur en un court laps de temps.

LA BATTERIE IDÉALE POUR LES :

- Moteurs ayant des difficultés à démarrer
- Véhicules en déplacement sur de courts trajets
- Véhicules à moteur Diesel et lanterne Parker
- Véhicules avec de nombreux récepteurs électriques

SÉCURISÉ ET PRATIQUE

- Protection contre les retours de flamme et la formation d'étincelles
- Couvercle de protection des pôles de la batterie lorsqu'elle est montée (normes TÜV de contrôle technique des véhicules)
- Couvercle avec protection anti déflagration
- Poignées de manutention ergonomiques



- 1 Grille positive
- 2 Plaque positive

- 3 Plaque positive équipée d'un séparateur à haute performance
- 4 Grille négative

- 5 Plaque négative
- 6 Jeu de plaques négatives
- 7 Jeu de plaques positives
- 8 Bloc de plaques

Désignation	Courant d'essai à froid (A) EN	Capacité (Ah)	Longueur (mm)	Largeur (mm)	Hauteur (mm)
Cartec 45	400	45	211	175	190
Cartec 55	480	55	242	175	190
Cartec 65	570	65	242	175	190
Cartec 75	680	75	278	175	190
Cartec 85	800	85	317	175	190
Cartec 95	850	95	353	175	190



EFB
TECNOLOGIA

eco power

- ULTIMA TECNOLOGIA CON IL 30% DI PRESTAZIONI IN PIÙ
- LA BATTERIA ADATTA A TUTTI I VEICOLI





eco power

TECNOLOGIA EFB CON ELEVATA POTENZA DI AVVIAMENTO PER TUTTI I VEICOLI

- 30% di prestazioni e di durata in più rispetto alle comuni batterie
- 100% senza manutenzione
- Elevata resistenza ai cicli
- Numero di cicli di ricarica doppio
- Applicabile universalmente
- 36 mesi di garanzia
- Tecnologia di primo equipaggiamento

EFB È L'ACRONIMO DI ENHANCED FLOODED BATTERY

- Piastre positive e negative più spesse con speciale tecnologia full-frame
- Anche per veicoli standard start and stop, che non supportano altre funzioni a risparmio energetico
- Al contrario delle comuni batterie bagnate, le batterie EFB sono dotate di separatori HIGH PERFORMANCE.
- I separatori trattengono il materiale attivo nella piastra
- Ciò permette di ridurre la perdita di materiale attivo e avere una maggiore resistenza ai cicli rispetto alle normali batterie




Specialmente adatto anche a veicoli standard start and stop senza recupero di energia dove la batteria EFB garantisce un approvvigionamento costante e la riaccensione rapida del motore.

BATTERIA IDEALE PER:

- Motori con problemi di avviamento
- Veicoli utilizzati per spostamenti brevi
- Veicoli diesel e parcheggio in strada
- Veicoli con molte utenze

SICURA E PRATICA

- Coperchio poli (requisiti TÜV per dispositivi installati)
- Protezione contro il ritorno di fiamma (contro fiamme e formazione di scintille)
- Tracolla ergonomica
- Coperchio a prova di esplosione



1

1 Griglia positiva

2 Piastra positiva

3 Piastra positiva con separatore high performance

4 Griglia negativa

5 Piastra negativa

6 Kit piastra negativa

7 Kit piastra positiva

8 Blocco di elettrodi

Denominazione:	Corrente di prova freddo (A) EN	Capacità (Ah)	Lunghezza (mm)	Larghezza (mm)	Altezza (mm)
Cartec 45	400	45	211	175	190
Cartec 55	480	55	242	175	190
Cartec 65	570	65	242	175	190
Cartec 75	680	75	278	175	190
Cartec 85	800	85	317	175	190
Cartec 95	850	95	353	175	190

Fahrzeugtyp	Baujahr von–bis	Info	Ah/A (EN)	CARTEC	Ah/A (EN) Alternativ
-------------	--------------------	------	-----------	--------	-------------------------

ALFA ROMEO

Brera 2.2 JTS [939]	01.06→		65/570	65	55	55/480
Brera 2.4 JTDM 20V [939]	04.06→		75/680	75		
Brera 3.2 JTS 24V [939]	10.03→		65/570	65	55	55/480
Brera 3.2 JTS 24V Q4 [939]	10.03→		65/570	65	55	55/480
Giulietta 1.4 TB [940]	04.10→	A	65/570	65		
Giulietta 1.6, 2.0 JTDM [940]	04.10→	A	75/680	75		
GT 1.8 TS [937]	10.03→		65/570	65	55	55/480
GT 1.9 JTD 16V [937]	10.03→		65/570	65	55	55/480
GT 2.0 JTS [937]	10.03→		65/570	65	55	55/480
GT 3.2 V6 [937]	10.03→		65/570	65	55	55/480
GTV 2.0 T.S. 16V [916]	04.95-04.98		65/570	65	55	55/480
Mito 1.3 JTD [145]	10.08→		65/570	65	55	55/480
Mito 1.3 JTDM, 1.4, 1.4 TB [955]	10.09→	A	65/570	65		
Mito 1.4 i.e. [145]	08.08→		65/570	65	55	55/480
Mito 1.6 JTD [145]	09.08→		65/570	65	55	55/480
Mito 1.6 JTDM [955]	09.08→	A	75/680	75		
Spider 1.8 T.S. 16V [916]	05.98-07.00		65/570	65	55	55/480
Spider 2.0 i.e. [115]	01.90-12.94		65/570	65	55	55/480
Spider 2.0 JTS [916]	04.95-12.10		65/570	65	55	55/480
Spider 2.0 T.S. 16V [916]	04.95-12.10		65/570	65	55	55/480
Spider 2.2 JTS [939]	04.95-12.10		65/570	65	55	55/480
Spider 2.4 JTDM 20V [939]	03.07-12.10		75/680	75		
Spider 3.0 V6 12V [916]	04.95-04.98		65/570	65	55	55/480
Spider 3.2 JTS 24V [939]	09.06-12.10		65/570	65	55	55/480
Spider 3.2 JTS 24V Q4 [939]	09.06-12.10		65/570	65	55	55/480
145 1.3 i.e. [930 MY95]	04.94-12.00		45/400	45	55	55/480
145 1.4 i.e. 16V T.S. [930 MY97]	04.94-12.00		45/400	45	55	55/480
145 1.4 i.e. 16V T.S. [930 MY99]	04.94-12.00		45/400	45	55	55/480
145 1.6 i.e. 16V T.S. [930 MY97]	04.94-12.00		45/400	45	55	55/480
145 1.6 i.e. 16V T.S. [930 MY99]	04.94-12.00		45/400	45	55	55/480
146 1.4 i.e. 16V T.S. [930 MY97]	04.94-12.00		45/400	45	55	55/480
146 1.6 i.e. [930 MY95]	04.94-12.00		45/400	45	55	55/480
146 1.6 i.e. 16V T.S. [930 MY97]	04.94-12.00		45/400	45	55	55/480
146 1.6 i.e. 16V T.S. [930 MY99]	04.94-12.00		45/400	45	55	55/480
147 1.6 TS 16V + ECO [937]	11.00-12.10		65/570	65	55	55/480
147 1.9 JTD, JTDM, 16V [937]	11.00-12.10		75/680	75		
147 2.0 TS 16V [937]	11.00-12.10		65/570	65	55	55/480
147 3.2 GTA [937]	11.00-12.10		65/570	65	55	55/480
156 Berlina 1.6 TS 16V [932]	10.97-10.05		45/400	45	55	55/480
156 Berlina 1.8 TS 16V [932]	10.97-10.05		45/400	45	55	55/480
156 Berlina 1.9 JTD [932]	10.97-10.05		75/680	75		
156 Berlina 2.0 JTS 16V [932]	10.97-10.05		65/570	65	55	55/480
156 Berlina 2.0 TS 16V [932]	10.97-10.05		65/570	65	55	55/480
156 Berlina 2.4 JTD [932]	10.97-09.00		75/680	75		
156 Berlina 2.5 24V [932]	10.97-09.00		65/570	65	55	55/480
156 Sport Wagon 1.8 TS 16V [932]	06.00-10.05		45/400	45	55	55/480

A Für Fahrzeuge mit Start-/Stopp-Automatik



ALFA ROMEO

Fahrzeugtyp	Baujahr von–bis	Info	Ah/A (EN)	CARTEC	Ah/A (EN) Alternativ
-------------	--------------------	------	-----------	--------	-------------------------

ALFA ROMEO

156 Sport Wagon 1.9 JTD [932]	09.00-12.05		75/680	75	
156 Sport Wagon 1.9 JTD 16V [932]	09.00-12.05		75/680	75	
156 Sport Wagon 2.0 JTS 16V [932]	06.00-12.05		65/570	65	55 55/480
156 Sport Wagon 2.0 TS 16V [932]	06.00-12.05		65/570	65	55 55/480
156 Sport Wagon 2.4 JTD [932]	09.00-12.05		75/680	75	
159 Berlina 1.9 JTDM 16V [939]	06.05-12.08		65/570	65	55 55/480
159 Berlina 1.9 JTS [939]	06.05-12.08		65/570	65	55 55/480
159 Berlina 2.2 JTS [939]	06.05-12.08		65/570	65	55 55/480
159 Berlina 2.4 JTDM 20V [939]	06.05-12.08		75/680	75	
159 Sport Wagon 1.9 JTDM 16V [939]	03.06-12.08		65/570	65	55 55/480
159 Sport Wagon 1.9 JTS [939]	03.06-12.08		65/570	65	55 55/480
159 Sport Wagon 2.2 JTS [939]	03.06-12.08		65/570	65	55 55/480
159 Sport Wagon 2.4 JTD 20V [939]	03.06-12.08		75/680	75	
159 Sport Wagon 2.4 JTDM 20V [939]	03.06-12.08		75/680	75	
166 2.0 T.S. 16V [936]	10.98-09.00		75/680	75	
166 2.4 JTD [936]	09.00-10.07		95/850	95	85 85/800
166 2.4 JTD 20V [936]	09.00-10.07		95/850	95	85 85/800
166 2.5 V6 24V [936]	10.98-10.07		75/680	75	
166 3.0 V6 24V [936]	10.98-10.07		75/680	75	

AUDI

A2 1.2 TDI 3L, 1.4, 1.4 TDI, 1.6 FSI, [8Z0]	10.98-10.07		75/680	75	85 85/800
A3 1.2 TFSI [8P1]	04.10→	BAD	65/570	65	55 55/480
A3 1.4 TFSI [8P1], 1.6 [8L1], [8P1]	09.96→		45/400	45	55 55/480
A3 1.6 FSI [8P1]	08.03-09.07		65/570	65	55 55/480
A3 1.6 TDI [8P1]	05.09→	BAD	65/570	65	55 55/480
A3 1.8 [8L1], 1.8 T [8L1], 1.8 T quattro [8L1]	09.96-06.03		65/570	65	55 55/480
A3 1.8 TFSI [8P1]	11.06→		65/570	65	55 55/480
A3 1.9 TDI + quattro [8L1, 8P1]	09.96-05.10		75/680	75	85 85/800
A3 2.0 FSI [8P1]	05.03-06.08		65/570	65	55 55/480
A3 2.0 TDI + quattro [8P1]	05.03→		75/680	75	85 85/800
A3 2.0 TFSI + quattro [8P1]	09.04→		65/570	65	55 55/480
A3 3.2 quattro [8P1]	09.04-05.09		75/680	75	85 85/800
A3 Cabriolet 1.2 TFSI [8P7], 1.6 TDI [8P7]	05.09→	BAD	75/680	75	85 85/800
A3 Cabriolet 1.8 TFSI [8P7]	04.08→		65/570	65	55 55/480
A3 Cabriolet 1.9 TDI [8P7], 2.0 TDI [8P7]	04.08→		75/680	75	85 85/800
A3 Cabriolet 2.0 TFSI [8P7]	04.08→		65/570	65	55 55/480
A3 Sportback 1.2 TFSI [8PA]	11.09→	BAD	65/570	65	55 55/480
A3 Sportback 1.4 TFSI [8PA]	06.07→	BAD	45/400	45	55 55/480
A3 Sportback 1.6 [8PA]	09.04→		45/400	45	55 55/480
A3 Sportback 1.6 FSI [8PA]	09.04-09.07		65/570	65	55 55/480
A3 Sportback 1.6 TDI [8PA]	05.09→	BAD	65/570	65	55 55/480
A3 Sportback 1.8 TFSI [8PA]	11.06→		65/570	65	55 55/480
A3 Sportback 1.9 TDI [8PA]	09.04-05.10		75/680	75	85 85/800
A3 Sportback 2.0 FSI [8PA]	09.04-06.08		65/570	65	55 55/480
A3 Sportback 2.0 TDI [8PA]	09.04→		75/680	75	85 85/800
A3 Sportback 2.0 TDI quattro [8PA]	09.04→		75/680	75	85 85/800
A3 Sportback 2.0 TFSI [8PA]	07.08→		65/570	65	55 55/480
A3 Sportback 2.0 TFSI quattro [8PA]	09.04→		65/570	65	55 55/480
A3 Sportback 3.2 quattro [8PA]	09.04-05.09		75/680	75	85 85/800
A4 1.6 [8D2, B5], [8EC, B7]	11.94-06.08	VAD	65/570	65	55 55/480
A4 1.6 [8E2, B6]	10.00-06.08		65/570	65	55 55/480
A4 1.8 [8D2, B5]	11.94-10.00	VAD	65/570	65	55 55/480

Fahrzeugtyp	Baujahr von-bis	Info	Ah/A (EN)	CARTEC	Ah/A (EN) Alternativ
A4 1.8 quattro [8D2, B5]	11.94-04.99	VAD	65/570	65	55 55/480
A4 1.8 T [8D2, B5]	11.94-06.00	VAD	65/570	65	55 55/480
A4 1.8 T [8EC, B7]	11.04-06.08		65/570	65	55 55/480
A4 1.8 T [8E2, B6]	12.00-12.04		65/570	65	55 55/480
A4 1.8 T quattro [8D2, B5]	11.94-12.98		65/570	65	55 55/480
A4 1.8 T quattro [8E2, B6]	12.00-06.02		65/570	65	55 55/480
A4 1.8 T quattro [8EC, B7]	11.04-06.08		65/570	65	55 55/480
A4 1.8 TFSI [8K2, B8]	11.07→	BAD	65/570	65	55 55/480
A4 1.9 TDI [8D2, B5]	11.94-11.00	VAD	75/680	75	85 85/800
A4 1.9 TDI [8EC, B7]	12.00-06.08		75/680	75	85 85/800
A4 1.9 TDI [8E2, B6]	12.00-11.05		75/680	75	85 85/800
A4 2.0 + FSI [8EC, B7], [8E2, B6]	12.00-06.08		65/570	65	55 55/480
A4 2.0 TDI [8EC, B7], [8K2, B8] + quattro	11.04→		75/680	75	85 85/800
A4 2.0 TFSI [8EC, B7]	11.04-06.08		65/570	65	55 55/480
A4 2.0 TFSI [8K2, B8], 2.0 TFSI quattro [8K2, B8]	06.08→	BAD	75/680	75	85 85/800
A4 2.0 TFSI quattro [8EC, B7]	09.05-06.08		65/570	65	55 55/480
A4 2.4 [8D2, B5]	08.97-10.00	VAD	65/570	65	55 55/480
A4 2.4 [8E2, B6]	09.01-12.04		65/570	65	55 55/480
A4 2.5 TDI [8D2, B5]	08.97-10.00	VAD	75/680	75	85 85/800
A4 2.5 TDI [8EC, B7], [8E2, B6] + quattro	12.00-05.06		75/680	75	85 85/800
A4 2.6 [8D2, B5], 2.6 quattro [8D2, B5]	11.94-07.98	VAD	65/570	65	55 55/480
A4 2.7 TDI [8EC, B7], [8K2, B8]	11.05-06.08		75/680	75	85 85/800
A4 2.8 [8D2, B5] + quattro	11.94-07.97	VAD	65/570	65	55 55/480
A4 3.0 [8E2, B6] + quattro	12.00-12.04		95/850	95	85 85/800
A4 3.0 TDI quattro [8EC, B7]	01.05-06.08		75/680	75	85 85/800
A4 3.0 TDI quattro [8K2, B8]	06.08→	BAD	75/680	75	85 85/800
A4 3.2 FSI quattro [8EC, B7]	01.05-06.08		95/850	95	85 85/800
A4 3.2 FSI quattro [8K2, B8]	01.08→	BAD	75/680	75	85 85/800
A4 Avant 1.6 [8D5, B5]	10.96-09.01	VAD	65/570	65	55 55/480
A4 Avant 1.6 [8ED, B7], [8E5, B6]	09.01-06.08		65/570	65	55 55/480
A4 Avant 1.8 [8D5, B5]	11.94-09.01	VAD	65/570	65	55 55/480
A4 Avant 1.8 quattro [8D5, B5]	11.94-04.99		65/570	65	55 55/480
A4 Avant 1.8 T [8D5, B5]	10.95-09.01		65/570	65	55 55/480
A4 Avant 1.8 T [8ED, B7], [8E5, B6]	11.04-06.08		65/570	65	55 55/480
A4 Avant 1.8 T quattro [8D5, B5], [8ED, B7], [8E5, B6]	02.96-06.08	VAD	65/570	65	55 55/480
A4 Avant 1.8 TFSI [8K5, B8]	11.07→	BAD	65/570	65	55 55/480
A4 Avant 1.9 TDI [8D5, B5], [8ED, B7], [8E5, B6] + quattro	02.96-06.08	VAD	75/680	75	85 85/800
A4 Avant 1.9 TDI quattro [8D5, B5]	07.96-06.08	VAD	75/680	75	85 85/800
A4 Avant 2.0 [8ED, B7], [8E5, B6]	09.01-06.08		65/570	65	55 55/480
A4 Avant 2.0 FSI [8E5, B6]	09.01-06.08		65/570	65	55 55/480
A4 Avant 2.0 TDI [8ED, B7]	11.04-06.08		75/680	75	85 85/800
A4 Avant 2.0 TDI [8K5, B8]	04.08→	BAD	75/680	75	85 85/800
A4 Avant 2.0 TDI quattro [8ED, B7]	01.06-06.08		75/680	75	85 85/800
A4 Avant 2.0 TFSI [8ED, B7], [8K5, B8]	11.04→		65/570	65	55 55/480
A4 Avant 2.0 TFSI quattro [8ED, B7]	11.04-06.08		65/570	65	55 55/480
A4 Avant 2.4 [8D5, B5]	08.97-09.01	VAD	65/570	65	55 55/480
A4 Avant 2.4 [8E5, B6]	09.01-12.04		65/570	65	55 55/480
A4 Avant 2.4 quattro [8D5, B5]	08.98-09.01	VAD	65/570	65	55 55/480
A4 Avant 2.5 TDI [8D5, B5]	11.97-09.01	VAD	75/680	75	85 85/800

BAD Achtung: Batteriewechsel muss mit Diagnosetester am Steuergerät angemeldet werden.

VAD VW-Bodenleistenadapter erforderlich



Fahrzeugtyp	Baujahr von–bis	Info	Ah/A (EN)	CARTEC	Ah/A (EN) Alternativ
AUDI					
A4 Avant 2.5 TDI [8ED, B7], [8E5, B6]	09.01-05.06		75/680	75	85 85/800
A4 Avant 2.5 TDI quattro [8D5, B5]	11.97-06.00	VAD	75/680	75	85 85/800
A4 Avant 2.5 TDI quattro [8E5, B6]	09.01-12.04		75/680	75	85 85/800
A4 Avant 2.6 [8D5, B5], 2.6 quattro [8D5, B5]	11.94-07.98	VAD	65/570	65	55 55/480
A4 Avant 2.7 TDI [8ED, B7], [8K5, B8]	11.05→		75/680	75	85 85/800
A4 Avant 2.8 [8D5, B5] + quattro	03.96-07.98	VAD	65/570	65	55 55/480
A4 Avant 3.0 [8E5, B6] + quattro	09.01-12.04		95/850	95	85 85/800
A4 Avant 3.0 TDI quattro [8ED, B7]	01.05-06.08		75/680	75	85 85/800
A4 Avant 3.0 TDI quattro [8K5, B8]	04.08→	BAD	75/680	75	85 85/800
A4 Avant 3.2 FSI quattro [8ED, B7]	01.05-06.08		95/850	95	85 85/800
A4 Avant 3.2 FSI quattro [8K5, B8]	04.08→	BAD	75/680	75	85 85/800
A4 Avant Allroad 2.0 TDI [8KH]	09.09→	BAD	95/850	95	85 85/800
A4 Cabriolet 1.8 T [8HE, B7], [8K5, B8], 2.0 TFSI [8HE, B7]	04.02-03.09		65/570	65	55 55/480
A4 Cabriolet 2.0 TDI [8HE, B7]	01.06-03.09		75/680	75	85 85/800
A4 Cabriolet 2.4 [8H7, B6]	04.02-03.09		65/570	65	55 55/480
A4 Cabriolet 2.5 TDI [8H7, B6], 2.7 TDI [8HE, B7]	08.02-03.09		75/680	75	85 85/800
A4 Cabriolet 3.0 [8H7, B6] + quattro	04.02-12.05		95/850	95	85 85/800
A4 Cabriolet 3.0 TDI quattro [8HE, B7]	01.06-03.09		75/680	75	85 85/800
A4 Cabriolet 3.2 FSI [8HE, B7] + quattro	01.06-03.09		95/850	95	85 85/800
A6 1.8 [4A2, C4]	06.94-10.97	VAD	65/570	65	55 55/480
A6 1.8 [4B2, C5]	12.97-04.01	VAD	65/570	65	55 55/480
A6 1.8 T [4B2, C5]	04.97-04.01		75/680	75	85 85/800
A6 1.9 TDI [4B2, C5]	04.97-05.04		75/680	75	85 85/800
A6 2.0 [4A2, C4]	06.94-08.96	VAD	65/570	65	55 55/480
A6 2.0 [4B2, C5]	06.01-05.04	VAD	65/570	65	55 55/480
A6 2.0 TFSI [4F2, C6]	06.05→	BAD, VAD	75/680	75	85 85/800
A6 2.4 [4B2, C5]	04.97-05.04		75/680	75	85 85/800
A6 2.4 quattro [4B2, C5]	06.94-05.04	VAD	75/680	75	85 85/800
A6 2.5 TDI [4A2, C4], [4B2, C5], 2.5 TDI quattro [4B2, C5]	06.94-05.04	VAD	75/680	75	85 85/800
A6 2.6 [4A2, C4] + quattro	06.94-05.04	VAD	75/680	75	85 85/800
A6 2.8 [4A2, C4], [4B2, C5] + quattro	06.94-05.04	VAD	75/680	75	85 85/800
A6 3.0 quattro [4B2, C5]	04.97-05.04		75/680	75	85 85/800
A6 4.2 quattro [4B4, C5]	04.97-05.04		75/680	75	85 85/800
A6 Avant 1.8 [4A5, C4]	10.95-10.97	VAD	65/570	65	55 55/480
A6 Avant 1.8 T [4B5, C5]	02.98-04.01	VAD	75/680	75	85 85/800
A6 Avant 1.9 TDI [4B5, C5]	02.98-01.05	VAD	75/680	75	85 85/800
A6 Avant 2.0 [4A5, C4], [4B5, C5]	06.94-06.96	VAD	65/570	65	55 55/480
A6 Avant 2.0 TFSI [4F5, C6]	06.05→	BAD	75/680	75	85 85/800
A6 Avant 2.4 [4B5, C5]	04.97-01.05		75/680	75	85 85/800
A6 Avant 2.4 quattro [4B5, C5]	11.98-01.05	VAD	75/680	75	85 85/800
A6 Avant 2.5 TDI [4A5, C4]	06.94-10.97	VAD	75/680	75	85 85/800
A6 Avant 2.5 TDI [4B5, C5]	02.98-01.05	VAD	75/680	75	85 85/800
A6 Avant 2.5 TDI quattro [4A5, C4]	07.96-10.97	VAD	75/680	75	85 85/800
A6 Avant 2.5 TDI quattro [4B5, C5]	02.98-04.01	VAD	75/680	75	85 85/800
A6 Avant 2.6 [4A5, C4]	06.94-10.97	VAD	75/680	75	85 85/800
A6 Avant 2.6 quattro [4A5, C4]	06.94-10.97	VAD	75/680	75	85 85/800
A6 Avant 2.7 Biturbo quattro [4B5, C5]	02.99-08.00		75/680	75	85 85/800
A6 Avant 2.8 [4A5, C4]	10.95-10.97	VAD	75/680	75	85 85/800
A6 Avant 2.8 [4B5, C5]	02.98-04.01		75/680	75	85 85/800
A6 Avant 2.8 quattro [4A5, C4]	06.94-10.97	VAD	75/680	75	85 85/800
A6 Avant 2.8 quattro, 3.0, 3.0 quattro [4B5, C5]	02.98-08.05		75/680	75	85 85/800
A6 Avant 4.2 quattro [4B, C5]	02.98-08.05		75/680	75	85 85/800
A6 Avant Allroad 2.5 TDI [4BH, C5]	02.98-08.05		75/680	75	85 85/800
A6 Avant Allroad 2.7 T [4BH, C5]	02.98-08.05		75/680	75	85 85/800

Fahrzeugtyp	Baujahr von–bis	Info	Ah/A (EN)	CARTEC	Ah/A (EN) Alternativ
A6 Avant Allroad 2.7 TDI, 3.0 TDI, 3.2 FSI [4FH, C6]	05.06-07.10	BAD	95/850	95	85 85/800
A8 2.8 FSI [4E, D3]	05.06-07.10	BAD	95/850	95	85 85/800
A8 2.8 quattro [4D2, D2]	03.96-12.98		75/680	75	85 85/800
A8 3.0 TDI quattro [4E, D3], [4H, D4]	11.03→	BAD	95/850	95	85 85/800
A8 3.2 FSI [4E, D3] + quattro	11.03→	BAD	95/850	95	85 85/800
A8 3.3 TDI quattro [4D2, D2]	12.99-08.02		95/850	95	85 85/800
A8 3.7 [4D2, D2]	07.95-12.98		95/850	95	85 85/800
A8 3.7 quattro [4D2, D2]	10.95-12.98		95/850	95	85 85/800
A8 3.7, 4.0 TDI, 4.2 FSI quattro [4E, D3]	11.02-07.10	BAD	95/850	95	85 85/800
A8 4.2 quattro [4D2, D2]	06.94-09.02		95/850	95	85 85/800
A8 4.2, 4.2 TDI, 6.0 quattro [4E, D3]	11.02-07.10	BAD	95/850	95	85 85/800
Cabriolet 1.8, 1.9 TDI, 2.0, 2.3, 2.6, 2.8 [8G7, B4]	06.91-08.00	VAD	75/680	75	85 85/800
Coupé 2.0, 2.3, 2.6, 2.8, 2.8 quattro [89, B3]	11.88-12.95	VAD	55/480	55	65 65/570
Q7 3.0 TDI, 3.6 FSI, 4.2 FSI, 4.2 TDI [4LB]	03.06-05.11	BAD	95/850	95	85 85/800
RS4 Avant 2.7 quattro [8D5, B5]	11.00-09.01		65/570	65	55 55/480
S3 1.8 quattro [8L1]	08.98-06.03		75/680	75	85 85/800
S3 2.0 TFSI quattro [8P1]	11.06→		75/680	75	85 85/800
S4 2.2 quattro [4A2, C4]	07.92-07.94		75/680	75	85 85/800
S4 2.7 Biturbo quattro [8D2, B5]	10.97-09.01	VAD	75/680	75	85 85/800
S4 Avant 2.7 Biturbo quattro [8D5, B5]	10.97-09.01	VAD	75/680	75	85 85/800
S4 Avant 4.2 quattro [8E5, B6]	03.03-12.04		95/850	95	85 85/800
S4 Cabriolet 4.2 quattro [8HE, B7]	01.06-03.09		95/850	95	85 85/800
S6 Avant 4.2 quattro [4A5, C4]	09.94-07.97	VAD	95/850	95	85 85/800
S6 Avant 4.2 quattro [4B, C5]	09.99-01.05		95/850	95	85 85/800
TT Coupé 1.8 T, 1.8 T quattro, 3.2 quattro [8N3]	07.98-06.06		65/570	65	55 55/480
TT Roadster 1.8 T [8N9]	07.98-06.06		65/570	65	55 55/480
V8 3.6 quattro [44, 4C, D11]	10.88-11.93	VAD	95/850	95	85 85/800
V8 4.2 quattro [44, 4C, D11]	10.91-11.93	VAD	95/850	95	85 85/800
80 1.6 [89, 8A2, B3]	03.87-12.91	VAD	45/400	45	55 55/480
80 1.6 TD [89, 8A2, B3]	04.89-12.91	VAD	75/680	75	85 85/800
80 1.8 [89, 8A2, B3]	10.86-01.90	VAD	45/400	45	55 55/480
80 1.8 S [89, 8A2, B3]	08.86-12.91	VAD	55/480	55	65 65/570
80 1.9 TD [8C2, B4]	09.91-05.95	VAD	75/680	75	85 85/800
80 1.9 TDI [8C2, B4]	09.91-05.95	VAD	75/680	75	85 85/800
80 2.0, 2.0 E [8C2, B4]	08.90-05.95	VAD	55/480	55	65 65/570
80 2.0, 2.0 E [89, 8A2, B3]	08.90-05.95	VAD	55/480	55	65 65/570
80 2.0 quattro [8C2, B4]	09.91-07.95	VAD	55/480	55	65 65/570
80 2.3, 2.3 quattro [8C2, B4]	09.91-07.95	VAD	55/480	55	65 65/570
80 2.6 E, 2.8 E, 2.8 quattro [8C2, B4]	09.91-07.95	VAD	55/480	55	65 65/570
80 Avant 1.6 [8C5, B4]	09.91-07.95	VAD	55/480	55	65 65/570
80 Avant 1.9 TDI [8C5, B4]	08.92-07.95	VAD	75/680	75	85 85/800
80 Avant 2.0, 2.0 E, 2.6 quattro [8C5, B4]	08.92-07.95	VAD	55/480	55	65 65/570
90 2.3 E, 2.3 quattro [89, 8A2, B3]	04.87-12.91	VAD	55/480	55	65 65/570
100 1.8, 2.0 [44, 44Q, C3]	03.83-07.94	VAD	55/480	55	65 65/570
100 2.0 [4A2, C4]	03.83-07.94	VAD	55/480	55	65 65/570
100 2.3 [4A2, C4]	12.90-07.94	VAD	75/680	75	85 85/800
100 2.3 [44, 44Q, C3]	10.86-07.94	VAD	55/480	55	65 65/570
100 2.3 quattro [4A2, C4]	10.86-07.94	VAD	55/480	55	65 65/570
100 2.6 [4A2, C4]	04.92-07.94		75/680	75	85 85/800
100 2.8, 2.8 quattro [4A2, C4]	12.90-07.94		75/680	75	85 85/800
100 Avant 2.3 [4A5, C4]	12.90-07.94	VAD	75/680	75	85 85/800
100 Avant 2.5 TDI, 2.6, 2.8, 2.8 quattro [4A5, C4]	12.90-07.94	VAD	75/680	75	85 85/800
200 2.2 Turbo quattro [44, C3]	03.89-12.90	VAD	55/480	55	65 65/570

BAD Achtung: Batteriewechsel muss mit Diagnosetester am Steuergerät angemeldet werden.

VAD VW-Bodenleistenadapter erforderlich



Fahrzeugtyp	Baujahr von–bis	Info	Ah/A (EN)	CARTEC	Ah/A (EN) Alternativ
-------------	-----------------	------	-----------	--------	----------------------

BMW

Serie X X 1 23 d xDrive, 28i xDrive [E 84]	10.09→	BAD	75/680	75	65	65/570
Serie X X 3 2.0 d [E 83]	10.04-08.08		95/850	95	85	85/800
Serie X X 3 2.0i [E 83]	09.05-08.08		65/570	65	55	55/480
Serie X X 3 3.0 d, 3.0 sd [E 83]	01.04-08.08		95/850	95	85	85/800
Serie X X 3 20i xDrive [E 83]	09.08-08.10	BAD	65/570	65	55	55/480
Serie X X 3 30 d xDrive, 35 d xDrive [E 83]	09.08-08.10	BAD	95/850	95	85	85/800
Serie X X 5 3.0 d [E 53]	03.01-10.06		95/850	95	85	85/800
Serie X X 5 3.0 d, 3.0 sd [E 70]	03.07-09.08		95/850	95	85	85/800
Serie X X 5 3.0i, 4.4i [E 53]	03.99-10.06		95/850	95	85	85/800
Serie X X 5 4.8i [E 70]	11.06-09.08	JEA	95/850	95	85	85/800
Serie X X 5 30 d xDrive, 30i xDrive, 48i xDrive [E 70]	10.08-03.10		95/850	95	85	85/800
Serie Z Z 1 [E 30]	07.88-06.91		55/480	55	65	65/570
Serie Z Z 3 M 3.2, 1.8, 1.9, 2.0, 2.2i, 2.8, 3.0i [E 36/7]	03.95-03.09		65/570	65	55	55/480
Serie Z Z 4 2.0i, 2.2i, 2.5 si, 2.5i, 3.0 si, 3.0 i [E 85]	03.95-03.09		65/570	65	55	55/480
Serie Z Z 8 [E 52]	03.00-07.03		95/850	95	85	85/800
Serie Z Coupé Z 3 2.8, 3.0i [E 36/8]	09.97-06.02		65/570	65	55	55/480
Serie Z Coupé Z 4 3.0 si [E 86]	03.06-08.08		65/570	65	55	55/480
Serie 1 116 i, 130i [E 81]	09.04→		45/400	45	55	55/480
Serie 1 116 i, 118i, 120i, 130i [E 87]	09.04→		45/400	45	55	55/480
Serie 1 Cabrio 118 i, 120i, 125i [E 88]	03.08→		65/570	65	55	55/480
Serie 1 Coupé 120 i [E 82]	09.09→	BAD	75/680	75	65	65/570
Serie 1 Coupé 125 i [E 82]	03.08→		65/570	65	55	55/480
Serie 3 M 3 [E 30]	07.86-12.90		95/850	95	85	85/800
Serie 3 M 3 [E 90]	11.07→	BAD	75/680	75	65	65/570
Serie 3 316 d [E 90]	11.07→	BAD	75/680	75	65	65/570
Serie 3 316 i [E 30]	09.88-12.91		45/400	45	55	55/480
Serie 3 316 i [E 36]	09.90-03.05		65/570	65	55	55/480
Serie 3 316 i [E 46]	09.90-03.05		65/570	65	55	55/480
Serie 3 316 i [E 90]	09.05→		45/400	45	55	55/480
Serie 3 318 i [E 30]	09.87-12.91		45/400	45	55	55/480
Serie 3 318 i [E 36]	12.90-12.98		55/480	55	65	65/570
Serie 3 318 i [E 46]	04.98-03.05		65/570	65	55	55/480
Serie 3 318 i [E 90]	09.05→		45/400	45	55	55/480
Serie 3 318 is [E 30]	09.89-12.91		45/400	45	55	55/480
Serie 3 318 is [E 36]	03.93-12.96		55/480	55	65	65/570
Serie 3 320 i [E 30]	12.85-12.91		45/400	45	55	55/480
Serie 3 320 i [E 36]	09.90-12.98		75/680	75	65	65/570
Serie 3 320 i [E 46]	04.98-03.05		75/680	75	65	65/570
Serie 3 320 i [E 90]	03.05→		45/400	45	55	55/480
Serie 3 320 si [E 90]	03.05→		45/400	45	55	55/480
Serie 3 323 i [E 36]	10.94-12.98		75/680	75	65	65/570
Serie 3 323 i [E 46]	04.98-09.00		75/680	75	65	65/570
Serie 3 323 i [E 90]	09.05→		75/680	75	65	65/570
Serie 3 325 i [E 30]	12.86-12.91		65/570	65	55	55/480
Serie 3 325 i [E 36]	09.90-12.95		75/680	75	65	65/570
Serie 3 325 i [E 46]	09.00→		75/680	75	65	65/570
Serie 3 325 i [E 90]	09.00→		75/680	75	65	65/570
Serie 3 325 i xDrive [E 90]	09.00→		75/680	75	65	65/570
Serie 3 325 iX [E 30]	12.86-02.91		65/570	65	55	55/480
Serie 3 325 xi [E 46]	09.00-03.05		75/680	75	65	65/570
Serie 3 325 xi [E 90]	09.05-08.08		75/680	75	65	65/570
Serie 3 328 i [E 36]	10.94-12.98		75/680	75	65	65/570
Serie 3 328 i, 330i, 330 xi [E 46]	04.98→		75/680	75	65	65/570
Serie 3 328 i, 330i, 335i [E 90]	04.98→		75/680	75	65	65/570
Serie 3 Cabrio M 3 [E 93]	03.08→	BAD	75/680	75	65	65/570
Serie 3 Cabrio 318 i [E 30]	09.90-12.93		45/400	45	55	55/480
Serie 3 Cabrio 318 i [E 36]	01.94-12.99		55/480	55	65	65/570

Fahrzeugtyp	Baujahr von–bis	Info	Ah/A (EN)	CARTEC	Ah/A (EN) Alternativ
Serie 3 Cabrio 320 i [E 30]	04.86-12.93		45/400	45	55 55/480
Serie 3 Cabrio 320 i [E 36]	03.93-12.99		75/680	75	65 65/570
Serie 3 Cabrio 320 i [E 93]	03.07→		45/400	45	55 55/480
Serie 3 Cabrio 325 i [E 30]	09.85-01.93		65/570	65	55 55/480
Serie 3 Cabrio 325 i [E 36]	03.93-12.95		75/680	75	65 65/570
Serie 3 Cabrio 325 i [E 93]	03.07→		75/680	75	65 65/570
Serie 3 Cabrio 328 i [E 36]	03.95-09.99		75/680	75	65 65/570
Serie 3 Cabrio 330 i [E 93]	03.07→		75/680	75	65 65/570
Serie 3 Cabrio 335 i [E 93]	03.07→		75/680	75	65 65/570
Serie 3 Compact 316 g [E 36]	11.95-09.00		65/570	65	55 55/480
Serie 3 Compact 316 i [E 36]	03.94-09.00		55/480	55	65 65/570
Serie 3 Compact 316 i [E 36]	12.98-09.00		65/570	65	55 55/480
Serie 3 Compact 316 ti [E 46]	06.01-12.04		65/570	65	55 55/480
Serie 3 Compact 318 td [E 46]	03.03-12.04		75/680	75	65 65/570
Serie 3 Compact 318 ti [E 36]	09.94-09.00		55/480	55	65 65/570
Serie 3 Compact 318 ti [E 46]	09.01-03.04		65/570	65	55 55/480
Serie 3 Compact 318 ti, 320 td [E 46]	09.01-12.04		75/680	75	65 65/570
Serie 3 Compact 323 ti [E 36]	06.97-09.00		75/680	75	65 65/570
Serie 3 Compact 325 ti [E 46]	06.01-12.04		75/680	75	65 65/570
Serie 3 Coupé M 3 [E 36]	09.92-09.95		75/680	75	65 65/570
Serie 3 Coupé M 3 [E 46]	09.00-05.06		75/680	75	65 65/570
Serie 3 Coupé M 3 [E 92]	05.07→	BAD	75/680	75	65 65/570
Serie 3 Coupé 316 i [E 36]	09.93-12.99		65/570	65	55 55/480
Serie 3 Coupé 316 i [E 92]	09.07→	BAD	75/680	75	65 65/570
Serie 3 Coupé 318 i [E 46]	03.92-03.04		65/570	65	55 55/480
Serie 3 Coupé 318 is [E 36]	03.92-03.04		65/570	65	55 55/480
Serie 3 Coupé 320 d [E 46]	09.03-05.06		75/680	75	65 65/570
Serie 3 Coupé 320 d [E 92]	03.07-02.10	BAD	95/850	95	85 85/800
Serie 3 Coupé 320 i [E 36], [E 46]	03.92-05.06		75/680	75	65 65/570
Serie 3 Coupé 320 i [E 92]	03.07→		75/680	75	65 65/570
Serie 3 Coupé 323 i [E 36], [E 46]	03.95-09.00		75/680	75	65 65/570
Serie 3 Coupé 323 i [E 92]	09.06→		75/680	75	65 65/570
Serie 3 Coupé 325 d [E 92]	03.07-02.10		95/850	95	85 85/800
Serie 3 Coupé 325 i [E 36]	03.92-12.95		75/680	75	65 65/570
Serie 3 Coupé 325 i [E 46]	09.00-05.06		75/680	75	65 65/570
Serie 3 Coupé 325 i [E 92]	09.06→		75/680	75	65 65/570
Serie 3 Coupé 325 i xDrive [E 92]	09.06→		75/680	75	65 65/570
Serie 3 Coupé 328 i [E 36], [E 46]	03.95-09.00		75/680	75	65 65/570
Serie 3 Coupé 330 d [E 46], [E 92]	03.03-08-08		95/850	95	85 85/800
Serie 3 Coupé 330 i [E 46]	05.00-05.06		75/680	75	65 65/570
Serie 3 Coupé 330 i [E 92]	09.06→		75/680	75	65 65/570
Serie 3 Coupé 335 d [E 92]	09.06→		95/850	95	85 85/800
Serie 3 Coupé 335 i [E 92]	09.06-02.10		75/680	75	65 65/570
Serie 3 Coupé 335 i xDrive [E 92]	09.06-02.10		75/680	75	65 65/570
Serie 3 Touring 316 d [E 91]	03.10→	BAD	75/680	75	65 65/570
Serie 3 Touring 316 i [E 30]	09.91-06.94		45/400	45	55 55/480
Serie 3 Touring 316 i [E 36], [E 46]	01.96-09.05		65/570	65	55 55/480
Serie 3 Touring 318 i [E 30]	04.89-06.94		45/400	45	55 55/480
Serie 3 Touring 318 i [E 36]	07.95-12.99		55/480	55	65 65/570
Serie 3 Touring 318 i [E 46]	10.99-09.01		65/570	65	55 55/480
Serie 3 Touring 318 i [E 46]	09.01-03.05		75/680	75	65 65/570
Serie 3 Touring 318 i [E 91]	03.06-03.10		45/400	45	55 55/480
Serie 3 Touring 320 i [E 30]	01.88-12.91		45/400	45	55 55/480
Serie 3 Touring 320 i [E 36]	03.95-12.99		75/680	75	65 65/570
Serie 3 Touring 320 i [E 46]	10.99-09.05		75/680	75	65 65/570
Serie 3 Touring 320 i [E 91]	09.05→		45/400	45	55 55/480
Serie 3 Touring 323 i [E 36]	10.95-06.99		75/680	75	65 65/570

BAD Achtung: Batteriewechsel muss mit Diagnosetester am Steuergerät angemeldet werden.

JEA Je nach Erstausrüstung-Bestückung



Fahrzeugtyp	Baujahr von–bis	Info	Ah/A (EN)	CARTEC	Ah/A (EN) Alternativ
-------------	-----------------	------	-----------	--------	-------------------------

BMW

Serie 3 Touring 323 i [E 91]	09.05→		75/680	75	65 65/570
Serie 3 Touring 325 i [E 30]	07.87-12.93		65/570	65	55 55/480
Serie 3 Touring 325 i [E 46]	09.00→		75/680	75	65 65/570
Serie 3 Touring 325 i [E 91]	09.00→		75/680	75	65 65/570
Serie 3 Touring 325 i xDrive [E 91]	09.00→		75/680	75	65 65/570
Serie 3 Touring 325 xi [E 46]	09.00→		75/680	75	65 65/570
Serie 3 Touring 325 xi [E 91]	09.00→		75/680	75	65 65/570
Serie 3 Touring 328 i [E 36]	03.95-12.99		75/680	75	65 65/570
Serie 3 Touring 328 i [E 46]	10.99-09.00		75/680	75	65 65/570
Serie 3 Touring 330 d [E 46], [E 91]	10.99-08.08		95/850	95	85 85/800
Serie 3 Touring 330 i [E 46]	05.00→		75/680	75	65 65/570
Serie 3 Touring 330 i [E 91]	05.00→		75/680	75	65 65/570
Serie 3 Touring 330 xd [E 46], [E 91]	07.00-08.08		95/850	95	85 85/800
Serie 3 Touring 330 xi [E 46]	07.00-09.05		75/680	75	65 65/570
Serie 3 Touring 335 d [E 91]	09.06→		95/850	95	85 85/800
Serie 3 Touring 335 i [E 91]	09.06-02.10		75/680	75	65 65/570
Serie 5 M 5 [E 39]	10.98-07.03		95/850	95	85 85/800
Serie 5 M 5 [E 60]	11.04-02.10	BAD	95/850	95	85 85/800
Serie 5 518 i [E 34]	09.89-12.95		45/400	45	55 55/480
Serie 5 520 d [E 39]	04.00-07.03		95/850	95	85 85/800
Serie 5 520 d [E 60]	09.05-02.08	BAD	95/850	95	85 85/800
Serie 5 520 i [E 34]	01.88-12.95		45/400	45	55 55/480
Serie 5 520 i [E 39]	09.95-07.03		95/850	95	85 85/800
Serie 5 523 i [E 39]	09.95-09.00		75/680	75	65 65/570
Serie 5 523 i [E 39]	09.95-07.03		95/850	95	85 85/800
Serie 5 525 d [E 39]	09.95-07.03		95/850	95	85 85/800
Serie 5 525 d [E 60]	05.04-02.10	BAD	95/850	95	85 85/800
Serie 5 525 i [E 34]	01.88-12.95		65/570	65	55 55/480
Serie 5 525 i [E 39]	09.00-07.03		95/850	95	85 85/800
Serie 5 525 td [E 34]	03.93-12.95		95/850	95	85 85/800
Serie 5 525 tds [E 34]	09.91-12.95		95/850	95	85 85/800
Serie 5 525 tds [E 39]	01.96-09.00		95/850	95	85 85/800
Serie 5 528 i [E 39]	09.95-09.00		75/680	75	65 65/570
Serie 5 530 d [E 39]	08.98-07.03		95/850	95	85 85/800
Serie 5 530 d [E 60]	07.03-02.10	BAD	95/850	95	85 85/800
Serie 5 530 d xDrive [E 60]	09.08-02.10		95/850	95	85 85/800
Serie 5 530 i [E 34]	01.88-12.90		65/570	65	55 55/480
Serie 5 530 i [E 34]	09.92-12.95		75/680	75	65 65/570
Serie 5 530 i [E 39]	09.00-07.03		95/850	95	85 85/800
Serie 5 530 xd [E 60]	09.04-02.10	BAD	95/850	95	85 85/800
Serie 5 535 d [E 60]	09.04-02.10	BAD	95/850	95	85 85/800
Serie 5 535 i [E 34]	01.88-04.93		75/680	75	65 65/570
Serie 5 535 i [E 39]	01.96-07.03		75/680	75	65 65/570
Serie 5 540 i [E 34]	09.92-09.95		75/680	75	65 65/570
Serie 5 540 i [E 39]	01.96-07.03		95/850	95	85 85/800
Serie 5 545 i [E 60]	09.03-09.05	BAD	95/850	95	85 85/800
Serie 5 Touring 518 i [E 34]	03.93-12.96		45/400	45	55 55/480
Serie 5 Touring 520 d [E 39]	04.00-07.03		95/850	95	85 85/800
Serie 5 Touring 520 d [E 61]	09.05-02.08	BAD	95/850	95	85 85/800
Serie 5 Touring 520 i [E 34]	11.91-12.96		45/400	45	55 55/480
Serie 5 Touring 520 i [E 39]	12.96-05.04		95/850	95	85 85/800
Serie 5 Touring 523 i [E 39]	12.96-05.04		95/850	95	85 85/800
Serie 5 Touring 523 i [E 61]	03.05-08.10	BAD	95/850	95	85 85/800
Serie 5 Touring 525 d [E 39]	04.00-05.04		95/850	95	85 85/800
Serie 5 Touring 525 d [E 61]	05.04-08.10	BAD	95/850	95	85 85/800
Serie 5 Touring 525 i [E 34]	11.91-12.96		65/570	65	55 55/480
Serie 5 Touring 525 i [E 39]	09.00-05.04		95/850	95	85 85/800
Serie 5 Touring 525 i [E 61]	05.04-08.10	BAD	95/850	95	85 85/800
Serie 5 Touring 525 i xDrive [E 61]	09.08-08.10		95/850	95	85 85/800
Serie 5 Touring 525 ix [E 34]	02.92-12.96		65/570	65	55 55/480
Serie 5 Touring 525 td [E 34]	03.93-12.96		95/850	95	85 85/800
Serie 5 Touring 525 tds [E 34]	12.91-12.96		95/850	95	85 85/800

Fahrzeugtyp	Baujahr von-bis	Info	Ah/A (EN)	CARTEC	Ah/A (EN) Alternativ
Serie 5 Touring 525 tds [E 39]	01.97-05.04		95/850	95	85 85/800
Serie 5 Touring 525 tds [E 39]	03.97-09.00		95/850	95	85 85/800
Serie 5 Touring 528 i [E 39]	01.97-05.04		95/850	95	85 85/800
Serie 5 Touring 530 d [E 39]	01.97-05.04		95/850	95	85 85/800
Serie 5 Touring 530 d [E 61]	05.04-08.10	BAD	95/850	95	85 85/800
Serie 5 Touring 530 d xDrive [E 61]	09.08-08.10		95/850	95	85 85/800
Serie 5 Touring 530 i [E 34]	09.92-12.96		75/680	75	65 65/570
Serie 5 Touring 530 i [E 39]	09.00-05.04		95/850	95	85 85/800
Serie 5 Touring 530 i [E 61]	03.05-08.10	BAD	95/850	95	85 85/800
Serie 5 Touring 530 i xDrive [E 61]	09.08-08.10		95/850	95	85 85/800
Serie 5 Touring 530 xd [E 61]	09.04-08.10	BAD	95/850	95	85 85/800
Serie 5 Touring 535 d [E 61]	09.04-08.10	BAD	95/850	95	85 85/800
Serie 5 Touring 540 i [E 34]	10.93-12.96		75/680	75	65 65/570
Serie 5 Touring 540 i [E 39]	03.97-05.04		95/850	95	85 85/800
Serie 5 Touring 550 i [E 61]	01.04-08.10	BAD	95/850	95	85 85/800
Serie 6 630 i, 645 i, 650 i [E 63]	01.04-08.10	BAD	95/850	95	85 85/800
Serie 6 Cabrio 630 i, 645 i, 650 i [E 64]	01.04-08.10	BAD	95/850	95	85 85/800
Serie 7 725 tds [E 38]	01.96-12.00		95/850	95	85 85/800
Serie 7 728 i, iL [E 38]	09.95-10.01		95/850	95	85 85/800
Serie 7 730 d [E 38]	09.95-12.01		95/850	95	85 85/800
Serie 7 730 i, iL [E 32]	09.86-06.94		75/680	75	65 65/570
Serie 7 730 i, iL [E 38]	06.94-12.96		95/850	95	85 85/800
Serie 7 735 i [E 65]	11.01-03.05		95/850	95	85 85/800
Serie 7 735 i, iL [E 32]	09.86-12.92		75/680	75	65 65/570
Serie 7 735 i, iL [E 38]	09.94-10.01		95/850	95	85 85/800
Serie 7 735 Li [E 66]	03.02-03.05		95/850	95	85 85/800
Serie 7 740 d [E 38]	10.98-12.01		95/850	95	85 85/800
Serie 7 740 d [E 65]	10.02-03.05		95/850	95	85 85/800
Serie 7 740 i, iL [E 32]	09.91-10.94		75/680	75	65 65/570
Serie 7 740 i, iL [E 38]	06.94-08.01		95/850	95	85 85/800
Serie 7 750 i, iL [E 32]	09.87-10.94		75/680	75	65 65/570
Serie 7 750 i, iL [E 38]	06.94-06.01		95/850	95	85 85/800
Serie 8 840 i, 850 i [E 31]	07.89-03.96	ZE	75/680	75	65 65/570

CHEVROLET

Cruze 1.6 [KL1J, J300]	09.05→		55/480	55	65 65/570
Cruze 1.8 [KL1J, J300]	09.05→		55/480	55	65 65/570
HHR 2.4	09.05→		55/480	55	65 65/570

CHRYSLER

Crossfire Coupé 3.2 [ZH]	09.03-08.08		75/680	75	
Crossfire Roadster 3.2 [ZH]	09.03-08.08		75/680	75	
PT Cruiser 1.6 [PT]	06.00-12.07		55/480	55	65 65/570
PT Cruiser 2.0 [PT]	06.00-12.07		55/480	55	65 65/570
PT Cruiser 2.2 CRD [PT]	09.02-12.09		75/680	75	
PT Cruiser 2.4 [PT]	06.00-12.10		55/480	55	65 65/570
PT Cruiser 2.4 Turbo [PT]	06.00-12.10		55/480	55	65 65/570
PT Cruiser Cabrio 2.0 [PT]	06.00-12.10		55/480	55	65 65/570
PT Cruiser Cabrio 2.4 [PT]	06.00-12.10		55/480	55	65 65/570
PT Cruiser Cabrio 2.4 Turbo [PT]	06.00-12.10		55/480	55	65 65/570
300C 6.1 SRT-8 [LX]	09.04→		95/850	95	85 85/800
300C 2.7 [LE]	10.04→		95/850	95	85 85/800
300C 3.0 CRD [LE]	10.05→		95/850	95	85 85/800
300C Touring 3.0 CRD [LE]	10.05→		95/850	95	85 85/800

CITROËN

AX 1.0 i, 1.1 i	10.89-12.98		45/400	45	55 55/480
Berlingo 1.1 i, 1.4 i [M49]	07.96-03.10		65/570	65	55 55/480
Berlingo 1.4 i [M59]	07.96-03.10		65/570	65	55 55/480

BAD Achtung: Batteriewechsel muss mit Diagnosetester am Steuergerät angemeldet werden.

ZE Zwei Batterien erforderlich



Fahrzeugtyp	Baujahr von–bis	Info	Ah/A (EN)	CARTEC	Ah/A (EN) Alternativ
-------------	-----------------	------	-----------	--------	----------------------

CITROËN

Berlingo 1.6 HDi [B9]	09.05→		75/680	75	
Berlingo 1.6 HDi [M59]	09.05→		75/680	75	
Berlingo 1.6 i 16V [B9]	03.97→		65/570	65	55 55/480
Berlingo 1.6 i 16V [B9]	05.08→		45/400	45	55 55/480
Berlingo 1.6 i 16V [M49], [M59]	03.97→		65/570	65	55 55/480
Berlingo 1.8 i [M49]	03.97→		65/570	65	55 55/480
Berlingo 1.9 D, 2.0 HDi [M49], [M59]	07.96-04.08		75/680	75	
BX 14 i, 16 i [X56]	06.90-12.94		45/400	45	55 55/480
C 25 2.5 D	07.81-03.94		95/850	95	85 85/800
C 25 2.5 D Turbo	08.87-03.94		95/850	95	85 85/800
C-Crosser 2.4 i 4x4 [I4]	11.07→		75/680	75	
C1 1.4 HDi [B0]	06.05→		45/400	45	55 55/480
C2 1.4 16V [JM_]	06.06→	A	65/570	65	
C2 1.4 HDi [A6], [A8]	01.02-12.09		65/570	65	55 55/480
C3 1.4 16V [FC_]	12.03→	A	65/570	65	
C3 1.4 HDi [A31]	01.02-12.09		65/570	65	55 55/480
C3 1.4 HDi 16V [A8]	01.02-12.09		65/570	65	55 55/480
C3 1.4 VTi [A51]	09.09→		45/400	45	55 55/480
C3 1.6 HDi [A31]	09.05-12.09		65/570	65	55 55/480
C3 1.6 i [A8]	01.02-05.09		45/400	45	55 55/480
C3 1.6 i [A31]	01.02-05.09		45/400	45	55 55/480
C3 Picasso 1.4 i, 1.6 HDi [A58]	02.09→		55/480	55	65 65/570
C3-Pluriel 1.4 HDi [A42]	10.03-01.10		65/570	65	55 55/480
C3-Pluriel 1.6 i 16V [A42]	05.03→		45/400	45	55 55/480
C4 1.6 Hdi, 1.6 i, 2.0 Hdi, 2.0 i [B5]	11.04→		65/570	65	55 55/480
C4 Coupé 1.6 Hdi, 1.6 i, 2.0 HDi [B5]	11.04→		65/570	65	55 55/480
C4 Grand Picasso 1.6 e-HDi 110 [UA_]	09.10→	A	75/680	75	
C4 Grand Picasso 1.6 HDi [B58]	10.06→	BAD	75/680	75	
C4 Grand Picasso 1.6 i [B58]	07.08→	BAD	65/570	65	55 55/480
C4 Grand Picasso 1.8 i [B58]	10.06-07.08	BAD	75/680	75	
C4 Grand Picasso 2.0 Hdi, 2.0 i [B58]	10.06→		75/680	75	
C4 Picasso 1.6 e-HDi 110 [UD_]	09.10→	A	75/680	75	
C4 Picasso 1.6 HDi [B58]	10.06→	BAD	75/680	75	
C4 Picasso 1.6 i [B58]	07.08→	BAD	65/570	65	55 55/480
C4 Picasso 1.8 i [B58]	02.07-07.08	BAD	75/680	75	
C4 Picasso 2.0 HDi [B58]	02.07→		75/680	75	
C4 Picasso 2.0 i [B58]	02.07→	BAD	75/680	75	
C5 1.6 HDi [X3]	10.04-03.08		75/680	75	
C5 1.6 HDi [X7]	04.08-07.10	BAD	55/480	55	65 65/570
C5 1.6 HDi 110 [RD_]	07.10→	A	75/680	75	
C5 1.6 i THP [X7]	09.09→		65/570	65	55 55/480
C5 1.8 i [X3]	09.05-03.08		65/570	65	55 55/480
C5 1.8 i [X7]	04.08→	BAD	55/480	55	65 65/570
C5 1.8 i 16V [X4]	03.01-09.04		65/570	65	55 55/480
C5 2.0 HDi [X3], [X4]	03.01-03.08		75/680	75	
C5 2.0 HDi [X7]	04.08→	BAD	75/680	75	
C5 2.0 HPI [X4]	03.01-09.04		75/680	75	
C5 2.0 i [X3]	10.04-03.08		65/570	65	55 55/480
C5 2.0 i [X7]	04.08-01.10	BAD	65/570	65	55 55/480
C5 2.0 i 16V [X4]	03.01-09.04		65/570	65	55 55/480
C5 2.2 HDi [X4]	03.01-09.04		75/680	75	
C5 2.2 HDi [X7]	04.08-09.09	BAD	75/680	75	
C5 2.7 HDi [X7]	04.08-09.09	BAD	75/680	75	
C5 3.0 HDi 24V [X7]	07.09→		75/680	75	
C5 3.0 i [X4]	03.01-09.04		75/680	75	
C5 3.0 i [X7]	04.08-04.09	BAD	75/680	75	
C5 Break 1.6 HDi [X3]	10.04-03.08		75/680	75	
C5 Break 1.6 HDi 110 [TD_]	07.10→	A	75/680	75	
C5 Break 1.8 i 16V [X4]	06.01-09.04		65/570	65	55 55/480
C5 Break 2.0 HDi [X3]	06.01-03.08		75/680	75	
C5 Break 2.0 HDi [X4]	06.01-03.08		75/680	75	
C5 Break 2.0 i [X3]	06.01-09.07		65/570	65	55 55/480
C5 Break 2.0 i 16V [X4]	06.01-09.07		65/570	65	55 55/480
C5 Break 2.2 HDi [X3]	10.04-03.08		75/680	75	

Fahrzeugtyp	Baujahr von–bis	Info	Ah/A (EN)	CARTEC	Ah/A (EN) Alternativ	
C5 Break 2.2 HDi [X4]	06.01-09.04		75/680	75		
C5 Break 3.0 i [X4]	06.01-09.04		75/680	75		
C5 Tourer 1.6 HDi [X7]	04.08-07.10	BAD	75/680	75		
C5 Tourer 1.6 i THP [X7]	09.09→		65/570	65	55	55/480
C5 Tourer 1.8 i [X7]	04.08→	BAD	65/570	65	55	55/480
C5 Tourer 2.0 HDi [X7]	04.08→	BAD	75/680	75		
C5 Tourer 2.0 i [X7]	04.08-01.10	BAD	65/570	65	55	55/480
C5 Tourer 2.2 HDi [X7]	04.08-09.09	BAD	75/680	75		
C5 Tourer 2.7 HDi [X7]	04.08-09.09	BAD	75/680	75		
C5 Tourer 3.0 HDi 24V [X7]	07.09→		75/680	75		
C5 Tourer 3.0 i [X7]	04.08-04.09	BAD	75/680	75		
C6 2.2 Hdi, 2.7 Hdi [X6]	11.05-07.10		75/680	75	65	65/570
C6 3.0 HDi 24V [X6]	07.09→	BAD	75/680	75		
C6 3.0 i [X6]	11.05-02.09		75/680	75	65	65/570
C8 2.0 Hdi, 2.0 i 16V, 2.2 Hdi, 2.2 i 16V [V3]	06.02-05.10		75/680	75		
DS3 1.6 HDi 90	11.09→	A	75/680	75		
DS3 1.6 Hdi, 1.6 i 16V VTi [A55]	11.09→		55/480	55	65	65/570
DS4 1.6 e-HDi 110	04.11→	A	75/680	75		
Evasion 2.0 Hdi, 2.0 i, 2.0 i 16V, 2.1 D Turbo [U60]	06.94-07.02		65/570	65	55	55/480
Jumper 1.9 D Turbo, 2.5 D [23]	02.94-02.02		95/850	95	85	85/800
Jumper 2.0 Hdi, 2.2 Hdi [U5]	02.94-05.06		95/850	95	85	85/800
Jumper 2.5 TDi [23]	10.96-02.02		95/850	95	85	85/800
Jumper 2.5 TDi [23]	10.96-05.06		95/850	95	85	85/800
Jumper 2.8 HDi [U5]	10.96-05.06		95/850	95	85	85/800
Jumper 2.8 HDi [23]	09.00-02.02		95/850	95	85	85/800
Jumpy 1.6 HDi [G9]	02.07→		75/680	75		
Jumpy 1.9 D, -Turbo [U64]	10.95-01.07		65/570	65	55	55/480
Jumpy 2.0 HDi [G9]	02.07→		75/680	75		
Jumpy 2.0 HDi [U64]	10.99→		65/570	65	55	55/480
Jumpy 2.0 i 16V [G9]	10.99→		65/570	65	55	55/480
Nemo Kasten 1.3 HDi 75 [AA_]	10.10→	A	65/570	65		
Nemo Kombi 1.3 HDi 75	10.10→	A	65/570	65		
Saxo 1.4 i [S8]	02.96-09.03		45/400	45	55	55/480
Saxo 1.5 D [S8]	07.96-09.03		65/570	65	55	55/480
Xantia 1.6 i, 1.8 i [X1]	03.93-12.01		45/400	45	55	55/480
Xantia 1.8 i [X2]	03.93-12.01		45/400	45	55	55/480
Xantia 1.8 i 16V [X1]	05.95-01.98		65/570	65	55	55/480
Xantia 1.8 i 16V [X2]	12.97-12.01		45/400	45	55	55/480
Xantia 2.0 HDi [X2]	10.98-12.01		75/680	75		
Xantia 2.0 i [X1]	03.93-12.01		65/570	65	55	55/480
Xantia 2.0 i 16V [X2]	03.93-12.01		65/570	65	55	55/480
Xantia Break 1.8 i [X1]	09.95-12.01		45/400	45	55	55/480
Xantia Break 1.8 i 16V [X2]	09.95-12.01		45/400	45	55	55/480
Xantia Break 2.0 HDi [X2]	10.98-12.01		75/680	75		
Xantia Break 2.0 i 16V [X2]	12.97-12.01		65/570	65	55	55/480
XM 2.0 i [Y3]	05.89-06.94		65/570	65	55	55/480
XM 2.0 i Turbo [Y4]	07.94-09.95		75/680	75		
XM 2.0 i 16V [Y4]	07.94-10.00		65/570	65	55	55/480
XM 2.5 D Turbo, 3.0 i [Y4]	07.94-10.00		75/680	75		
Xsara 1.4 i, 1.6 i 16V [N7]	07.97-12.05		45/400	45	55	55/480
Xsara 1.8 i [N6]	07.97-12.05		45/400	45	55	55/480
Xsara 1.8 i 16V [N6]	07.97-08.00		65/570	65	55	55/480
Xsara Break 1.4 i, 1.8 i [N6]	04.98-03.10		45/400	45	55	55/480
Xsara Break 1.6 i 16V [N7]	04.98-03.10		45/400	45	55	55/480
Xsara Break 1.8 i 16V [N6]	04.98-08.00		65/570	65	55	55/480
Xsara Break 2.0 HDi [N6]	02.99-03.10		75/680	75		
Xsara Break 2.0 HDi [N7]	02.99-03.10		75/680	75		
Xsara Coupé 1.4 i [N6]	07.97-12.05		45/400	45	55	55/480
Xsara Coupé 1.4 i, 1.6 i 16V [N7]	07.97-12.05		45/400	45	55	55/480
Xsara Coupé 1.8 i [N6]	07.97-12.05		45/400	45	55	55/480
Xsara Coupé 1.8 i 16V [N6]	07.97-08.00		65/570	65	55	55/480

A
BAD

Für Fahrzeuge mit Start-/Stopp-Automatik
Achtung: Batteriewechsel muss mit Diagnosetester am
Steuergerät angemeldet werden.



Fahrzeugtyp	Baujahr von–bis	Info	Ah/A (EN)	CARTEC	Alternativ	Ah/A (EN)
-------------	-----------------	------	-----------	--------	------------	-----------

CITROËN

Xsara Picasso 1.6 HDi [N68]	05.04-04.10		75/680	75		
Xsara Picasso 1.6 i, -16V, 1.8 i [N68]	01.00-04.10		45/400	45	55	55/480
Xsara Picasso 2.0 HDi [N68]	01.00-04.10		75/680	75		
Xsara Picasso 2.0 i 16V [N68]	03.01-04.10		65/570	65	55	55/480
ZX 1.4 i, 1.6 i [N20/N21]	03.91-10.97		45/400	45	55	55/480
2 CV 6	07.79-07.90		45/400	45	55	55/480

DACIA

Logan 1.4 [LS]	07.04→		45/400	45	55	55/480
Logan 1.5 dCi [LS]	06.05→		55/480	55	65	65/570
Logan 1.6 [LS]	07.04→		65/570	65	55	55/480
Logan 1.6 16V [LS]	07.04→		65/570	65	55	55/480
Logan MCV 1.4 [KS/FS]	01.07→		45/400	45	55	55/480
Logan MCV 1.5 dCi [KS/FS]	01.07→		75/680	75		
Logan MCV 1.6 [KS/FS]	11.94→		65/570	65	55	55/480
Logan MCV 1.6 16V [KS/FS]	11.94→		65/570	65	55	55/480

DAEWOO

Espero 1.8 i [KLEJ]	11.94→		65/570	65	55	55/480
Espero 2.0 i [KLEJ]	11.94→		65/570	65	55	55/480
Nexia 1.5 i	11.94→		65/570	65	55	55/480
Nexia Hatchback 1.5 i [KLETN]	11.94→		65/570	65	55	55/480

DAIHATSU

Hijet Pick-up 1.4 D	11.94→		65/570	65	55	55/480
Hijet Van 1.4 D	11.94→		65/570	65	55	55/480

FIAT

Albea 1.2 i.e. 8V [172..]	01.02→		45/400	45	55	55/480
Albea 1.3 JTD 16V [172..]	07.03→		65/570	65	55	55/480
Albea 1.6 i.e. 16V [172..]	01.95→		45/400	45	55	55/480
Barchetta 1.8 i.e. 16V [183..]	01.95→		45/400	45	55	55/480
Brava 1.2 16V, 1.4 12V, 1.6 16V [182..]	01.95→		45/400	45	55	55/480
Brava 1.8 16V, 1.9 JTD [182..]	10.95-09.01		65/570	65	55	55/480
Bravo 1.2 16V [182..]	11.98-09.01		45/400	45	55	55/480
Bravo 1.4 Turbo 16V [198]	07.07-12.09		45/400	45	55	55/480
Bravo 1.4 12V [182..]	10.95-10.98		45/400	45	55	55/480
Bravo 1.4 16V [198]	03.07-12.09		45/400	45	55	55/480
Bravo 1.6 JTD 8V [198]	10.07-12.09		65/570	65	55	55/480
Bravo 1.6 JTD 16V [198]	10.07-12.09		65/570	65	55	55/480
Bravo 1.6 16V [182..]	10.95-09.01		45/400	45	55	55/480
Bravo 1.8 16V, 1.9 JTD [182..]	10.95-09.01		65/570	65	55	55/480
Bravo 1.9 JTD 8V [198]	03.07-12.09		65/570	65	55	55/480
Bravo 1.9 JTD 16V [198]	03.07-12.09		65/570	65	55	55/480
Bravo 2.0 JTD 16V [198]	03.07-12.09		65/570	65	55	55/480
Bravo II 1.4 16V [198]	03.08→	A	65/570	65		
Coupé 1.8 16V, 2.0i 16V, 2.0 20V Turbo [175..]	04.94-09.00		45/400	45	55	55/480
Croma 1.8 i.e., 1.9 JTD 8V + 16V, 2.2 i.e., 2.4 JTD [194..]	06.05-12.10		65/570	65	55	55/480
Doblo 1.2 i.e. 8V [119..]	07.00-09.05		45/400	45	55	55/480
Doblo 1.3 JTD [119..], 1.4 [152..]	10.05→		65/570	65	55	55/480
Doblo 1.4 [152..]	10.09→		75/680	75		
Doblo 1.4 i.e., 1.6 i.e. 16V + 16V Bipower, [119..]	10.01-12.10		45/400	45	55	55/480
Doblo 1.4, 1, 6 D Multijet[263]	02.10→	A	65/570	65		
Doblo 1.9 D, JTD [119..]	07.00-12.10		65/570	65	55	55/480
Doblo 2.0 D Multijet [263]	02.10→	A	75/680	75		
Doblo Cargo 1.2 i.e. 8V [223..]	07.00-09.05		45/400	45	55	55/480
Doblo Cargo 1.3 JTD, 1.3 JTD 16V [223..]	02.04→		65/570	65	55	55/480
Doblo Cargo 1.4 [263..]	02.04→		65/570	65	55	55/480
Doblo Cargo 1.4 [263..]	10.09→		75/680	75		
Doblo Cargo 1.4 i.e., 1.6 i.e. 16V + 16V Bipower [223..]	10.01-12.10		45/400	45	55	55/480
Doblo Cargo 1.4, 1.6 D Multijet [263]	02.10→	A	65/570	65		
Doblo Cargo 1.9 D [223..]	07.00-12.10		65/570	65	55	55/480
Doblo Cargo 1.9 JTD [223..]	07.00-12.10		65/570	65	55	55/480
Ducato 10 1.9 D [230..]	03.94-10.01		95/850	95	85	85/800

Fahrzeugtyp	Baujahr von–bis	Info	Ah/A (EN)	CARTEC	Ah/A (EN)	
				Alternativ		
Ducato 10 1.9 TD [230..]	04.98-10.01		95/850	95	85	85/800
Ducato 10 2.5 D [230..]	03.94-03.98		95/850	95	85	85/800
Ducato 10 2.8 D [230..]	04.98-03.02		95/850	95	85	85/800
Ducato 10 2.8 JTD [230..], 2.8 JTD EGR [230..]	08.00-03.02		95/850	95	85	85/800
Ducato 10 2.8 TD [230..], 2.8 JTD EGR [230..]	10.97-03.02		95/850	95	85	85/800
Ducato 11 2.0 JTD, 2.3 JTD [243..]	10.97-08.06		95/850	95	85	85/800
Ducato 11 2.3 JTD EGR [243..]	10.97-08.06		95/850	95	85	85/800
Ducato 12 2.5 D 4x4, 2.5 TD 4x4 [284..]	07.90-02.94		95/850	95	85	85/800
Ducato 14 1.9 TD, 2.5 D [231..]	03.94-10.01		95/850	95	85	85/800
Ducato 14 1.9 TD [280..]	07.90-02.94		95/850	95	85	85/800
Ducato 14 2.5 D [280..]	01.86-02.94		95/850	95	85	85/800
Ducato 14 2.5 TD [231..]	03.94-03.98		95/850	95	85	85/800
Ducato 14 2.8 D [231..]	04.98-03.02		95/850	95	85	85/800
Ducato 14 2.8 JTD [231..]	08.00-03.02		95/850	95	85	85/800
Ducato 14 2.8 JTD EGR [231..]	08.00-03.02		95/850	95	85	85/800
Ducato 14 2.8 TD + TD EGR [231..]	10.97-03.02		95/850	95	85	85/800
Ducato 15 2.0 i.e. [244..]	04.02-08.06		75/680	75		
Ducato 15 2.0 JTD, 2.3 JTD, -EGR, 2.8 JTD CGV, -EGR [244..]	04.02-08.06		95/850	95	85	85/800
Ducato 18 2.3 JTD [245..]	04.02-08.06		95/850	95	85	85/800
Ducato 18 2.5 D, 2.5 TD [232..]	03.94-03.98		95/850	95	85	85/800
Ducato 18 2.5 D Maxi [282..]	07.90-02.94		95/850	95	85	85/800
Ducato 18 2.8 JTD, -EGR [232..]	08.00-03.02		95/850	95	85	85/800
Ducato 18 2.8 TD, -EGR [232..]	10.97-03.02		95/850	95	85	85/800
Fiorino 1.1, 1.3 [255..]	01.88-12.01		45/400	45	55	55/480
Fiorino 1.3 MJTD [225..]	12.07→		65/570	65	55	55/480
Fiorino 1.4 i.e. [225..]	12.07→		45/400	45	55	55/480
Fiorino 1.4 i.e. [255..]	06.95-12.01		45/400	45	55	55/480
Fiorino 1.7 D, TDS [255..]	09.93-12.01		75/680	75		
Idea 1.2 i.e. 16V [135..]	01.04→		45/400	45	55	55/480
Idea 1.3 D Multijet, 1.4 16V	05.08→	A	65/570	65		
Idea 1.3 JTD 16V [135..]	01.04→		65/570	65	55	55/480
Idea 1.4 i.e. 8V, -LPG, 16V [135..]	01.04→		45/400	45	55	55/480
Idea 1.6 D Multijet	05.08→	A	75/680	75		
Idea 1.9 JTD 8V [135..]	01.04→		65/570	65	55	55/480
Linea 1.3 JTD, 1.4 Turbo 16V, 1.4 8V, 1.6 JTD [110..]	01.04→		65/570	65	55	55/480
Marea 1.6 i 16V [185..]	10.96-09.02		45/400	45	55	55/480
Marea 1.8 i 16V [185..]	10.96-09.02		45/400	45	55	55/480
Marea 1.9 JTD [185..]	03.99-09.02		65/570	65	55	55/480
Marea 2.0 i 20V [185..]	10.96-12.10		45/400	45	55	55/480
Multipla 1.6 Blupower, 16V, 16V Bipower CNG, 16V LPG [186..]	10.96-12.10		45/400	45	55	55/480
Multipla 1.9 JTD [186..]	01.99-12.10		65/570	65	55	55/480
Palio 1.2 i.e. 8V, 16V [171..]	10.01→		45/400	45	55	55/480
Palio 1.3 JTD 16V [171..]	07.03→		65/570	65	55	55/480
Palio Weekend 1.2 i.e. 8V, 16V [173..]	10.01→		45/400	45	55	55/480
Palio Weekend 1.9 JTD [173..]	06.02→		65/570	65	55	55/480
Palio Weekend 75 1.2 i.e., 100 1.6 i.e. 16V [178..]	09.97-12.10		45/400	45	55	55/480
Panda 1.2 [169]	03.10→	A	65/570	65		
Panda 1.3 JTD, 4x4 [169..]	09.97-12.10		45/400	45	55	55/480
Panda 1.4 i.e. 16V [169..]	09.97-12.10		45/400	45	55	55/480
Punto / Grande Punto 1.2, 1.3 D Multijet, 1.4 [199]	10.05→	A	65/570	65		
Punto 1.2 i 8V, 1.2 i.e. 8V [188]	09.97-12.10		45/400	45	55	55/480
Punto 1.8 i.e. 16V, 1.9 JTD [188]	07.99-12.10		65/570	65	55	55/480
Punto 1.9 JTD 8V [188]	07.03→		45/400	45	55	55/480
Punto Evo 1.2 8V [199]	07.03→		45/400	45	55	55/480
Punto Evo 1.2	10.09-02.12	A	65/570	65		
Punto Evo 1.3 D Multijet	10.09-02.12	A	65/570	65		
Punto Evo 1.4	10.09-02.12	A	65/570	65		
Punto Evo 1.4 16V	10.09-02.12	A	65/570	65		
Punto Evo 1.4 Abarth	10.09-02.12	A	65/570	65		
Punto Evo 1.6 D Multijet	10.09-02.12	A	75/680	75		
Punto Grande 1.3 MJTD, 1.4 i.e. Turbo 16V, -Abarth [199]	10.05→		65/570	65	55	55/480



A Für Fahrzeuge mit Start-/Stopp-Automatik

CITROËN • DACIA • DAEWOO
DAIHATSU • FIAT

Fahrzeugtyp	Baujahr von–bis	Info	Ah/A (EN)	CARTEC	Alternativ	Ah/A (EN)
FIAT						
Punto Grande 1.9 JTD [199]	10.05→		65/570	65	55	55/480
Punto VAN 1.2 i 8V, 1.9 JTD 8V [288]	07.03→		45/400	45	55	55/480
Qubo 1.3 D Multijet [225]	09.08→	A	65/570	65		
Qubo 1.3 MJTD [300..]	09.08→		65/570	65	55	55/480
Qubo 1.4 i.e. [300..]	09.08→		45/400	45	55	55/480
Scudo 1.6 D Multijet [272..]	01.07→		75/680	75		
Scudo 1.6 i [222..]	10.95-05.00		65/570	65	55	55/480
Scudo 1.9 D, TD, 2.0 8V JTD, 2.0 16V JTD [222..]	10.95→		75/680	75		
Scudo 2.0 D Multijet [272..]	10.95→		75/680	75		
Sedici 1.6, -4x4 [189]	05.06→		45/400	45	55	55/480
Sedici 1.9 JTD, -4x4 [189]	05.06→		65/570	65	55	55/480
Sedici 2.0 JTD [189]	08.09→		75/680	75		
Stilo 1.2 16V, 1.4 16V, 1.6 16V, 1.8 16V [192..]	10.01-12.07		45/400	45	55	55/480
Stilo 1.9 JTD 8V, 16V, 2.4 20V [192..]	10.01-12.07		65/570	65	55	55/480
Stilo Multi Wagon 1.6 16V, 1.8 16V [192..]	10.02-12.07		45/400	45	55	55/480
Stilo Multi Wagon 1.9 JTD 8V, -16V [192..]	03.99→		65/570	65	55	55/480
Strada 1.3 JTD, 1.7 TDS, 1.9 D, 1.9 JTD [278]	03.99→		65/570	65	55	55/480
Tempra 1.6 i.e. [159]	06.90-07.92		65/570	65	55	55/480
Tipo 1.4 i.e. [160..]	05.89-10.95		45/400	45	55	55/480
Tipo 1.6 i.e., -Selecta [160..]	03.90-09.02		65/570	65	55	55/480
Ulysse 2.0 i.e., -16V [121..]	03.90-09.02		65/570	65	55	55/480
Ulysse 2.0 JTD 8V, 2.1 TD [121..]	05.96-12.10		75/680	75		
Ulysse 2.0 16V, -16V JTD, 2.2 16V JTD [179..]	05.96-12.10		75/680	75		
Uno 1.0 i.e., 1.1 i.e. [146..]	09.89-03.94		45/400	45	55	55/480
Uno 1.4 i.e., 1.5. i.e. [146..]	09.89-03.94		65/570	65	55	55/480
Uno Van 1.0 i.e. [246..]	09.89-03.94		45/400	45	55	55/480
500 0.9, 1.2, 1.3 D, 1.4, 1.4 Abarth, C 0.9, C 1.2, C 1.4	08.08→	A	65/570	65		
500 1.3 MJTD [150]	07.07→		45/400	45	55	55/480

FORD						
C-MAX 1.6	03.07-07.10		45/400	45	55	55/480
C-MAX 1.6 TDCi	03.07-07.10		75/680	75	65	65/570
C-MAX 1.8, 1.8 FFV	03.07-07.10		55/480	55	65	65/570
C-MAX 1.8 TDCi	03.07-07.10		75/680	75	65	65/570
C-MAX 2.0, -CNG, -LPG	03.07-07.10		55/480	55	65	65/570
C-MAX II 1.6 EcoBoost	12.10→	A	65/570	65		
C-MAX 2.0 TDCi	03.07-07.10		75/680	75	65	65/570
Cougar 2.0 i, 2.5 i	08.98-12.00		55/480	55	65	65/570
Escort IV 1.4, 1.4 i [86]	02.87-07.90	FAD	45/400	45	55	55/480
Escort IV Cabrio 1.6 i, XR3i 1.6 i [86]	01.86-07.90	FAD	45/400	45	55	55/480
Escort IV XR3i Cabrio 1.6 i [86]	08.89-07.90	FAD	45/400	45	55	55/480
Escort V/VI 1.3 i, 1.4, 1.4 i, 1.6 i, 1.6 i 16V [91]	08.90-09.01	FAD	55/480	55	65	65/570
Escort V/VI Cabrio 1.6 i, - 16V [91]	08.90-09.01	FAD	55/480	55	65	65/570
Escort V/VI Turnier 1.4 i, 1.6 i 16V [91]	08.90-09.01	FAD	55/480	55	65	65/570
Escort V/VI XR3i Cabrio 1.8 i [91]	08.90-09.01	FAD	55/480	55	65	65/570
Escort VII 1.3 i [95]	01.95-09.96	FAD	45/400	45	55	55/480
Escort VII 1.4 i, 1.6 i 16V, 1.8 i 16V [95]	01.95-09.01	FAD	55/480	55	65	65/570
Escort VII Cabrio 1.4 i [95]	01.95-09.01	FAD	55/480	55	65	65/570
Escort VII Express 1.4 i 55, -75, 1.8 D 55, -75, 1.8 TD [95]	01.95-09.01	FAD	55/480	55	65	65/570
Escort VII Turnier 1.3 i [95]	01.95-09.96	FAD	45/400	45	55	55/480
Escort VII Turnier 1.4 i, 1.6 i 16V, 1.8 i 16V, 1.8 TD [95]	08.90-09.01	FAD	55/480	55	65	65/570
Escort VII XR3i Cabrio 1.6 i, 1.8 i [95]	08.90-09.01	FAD	55/480	55	65	65/570
Fiesta III 1.1, 1.1 i, 1.4, 1.4 i, 1.6 XR2i, 1.8 D [89]	03.89-12.96	FAD	45/400	45	55	55/480
Fiesta III 1.3, 1.3 i [89]	06.91-12.96	FAD	45/400	45	55	55/480
Fiesta III Courier 1.3 i [89]	09.91-08.96	FAD	45/400	45	55	55/480
Fiesta III Courier 1.8 D [89]	09.91-08.96	FAD	75/680	75	65	65/570
Fiesta IV 1.25 i 16V, 1.3 i [96]	11.95-12.02		45/400	45	55	55/480
Fiesta IV 1.4 i 16V, 1.6 i 16V, 1.8 D, 1.8 TD [96]	10.95-12.02		55/480	55	65	65/570
Fiesta IV Courier 1.3 i [96]	11.95-12.02		45/400	45	55	55/480
Fiesta IV Courier 1.8 D, TD [96]	10.95-12.02		55/480	55	65	65/570
Fiesta V 1.25 i, 1.3 i, 1.4 i [02]	11.01-09.08		45/400	45	55	55/480
Fiesta V 1.4 TDCi, 1.6 i, 1.6 TDCi, 2.0 i ST150 [02]	11.01-09.08		55/480	55	65	65/570
Fiesta VI 1.25 i, 1.4 i	07.08→		45/400	45	55	55/480
Fiesta VI 1.6 TDCi, 1.6 Ti-VCT	09.03→		55/480	55	65	65/570
Focus 1.8 i	09.03→		55/480	55	65	65/570
Focus C-MAX 1.6	09.03→		55/480	55	65	65/570

Fahrzeugtyp	Baujahr von-bis	Info	Ah/A (EN)	CARTEC	Ah/A (EN)	
					Alternativ	
Focus C-MAX 1.6 TDCi, 1.6 Ti-VCT, 1.8, 1.8 FFV	06.03-03.07		75/680	75	65	65/570
Focus C-MAX 1.8 TDCi	04.05-03.07		75/680	75	65	65/570
Focus C-MAX 2.0	04.04-03.07		55/480	55	65	65/570
Focus C-MAX 2.0 TDCi	06.03-03.07		75/680	75	65	65/570
Focus I 1.4 i, 1.6 i	08.98-05.05		45/400	45	55	55/480
Focus I 1.8 i	08.98-05.05		55/480	55	65	65/570
Focus I 1.8 TDCi, -TDDi	01.99-05.05		75/680	75	65	65/570
Focus I 2.0 i, 2.0 i ST170	08.98-05.05		55/480	55	65	65/570
Focus I Turnier 1.4 i, 1.6 i	11.98-05.05		45/400	45	55	55/480
Focus I Turnier 1.8 i	11.98-05.05		55/480	55	65	65/570
Focus I Turnier 1.8 TDCi, -TDDi	01.99-05.05		75/680	75	65	65/570
Focus I Turnier 2.0 i	11.98-01.08		55/480	55	65	65/570
Focus II 1.4 i, 1.6 i [DA3]	11.98-01.08		55/480	55	65	65/570
Focus II 1.6 i [DB3]	11.98-01.08		55/480	55	65	65/570
Focus II 1.6 TDCi [DA3]	07.04-01.08		75/680	75	65	65/570
Focus II 1.6 Ti-VCT, 1.8 FFV, 1.8 i, 2.0 i [DA3]	07.04-01.08		55/480	55	65	65/570
Focus II 1.6 Ti-VCT [DB3]	07.04-01.08		55/480	55	65	65/570
Focus II 1.8 TDCi [DA3]	04.05-01.08		75/680	75	65	65/570
Focus II 2.0 TDCi [DA3]	07.04-01.08		75/680	75	65	65/570
Focus II 2.5 i ST [DA3]	10.05-07.10		55/480	55	65	65/570
Focus II Cabriolet 1.6 i, 2.0 i	10.05-07.10		55/480	55	65	65/570
Focus II Cabriolet 2.0 TDCi	07.06-07.10		75/680	75	65	65/570
Focus II Turnier 1.4 i, 1.6 i [DA3]	07.04-01.08		55/480	55	65	65/570
Focus II Turnier 1.6 TDCi [DA3]	07.04-01.08		75/680	75	65	65/570
Focus II Turnier 1.6 Ti-VCT, 1.8 FFV, 1.8 i, 2.0 i [DA3]	07.04-01.08		55/480	55	65	65/570
Focus II Turnier 1.8 TDCi [DA3]	04.05-01.08		75/680	75	65	65/570
Focus II Turnier 2.0 TDCi [DA3]	07.04-01.08		75/680	75	65	65/570
Focus III 1.4 i, 1.6 i, 1.6 Ti-VCT, 1.8 Flexifuel, 1.8 i, 2.0 i	12.07→		55/480	55	65	65/570
Focus III 1.6 EcoBoost	04.11→	A	65/570	65		
Focus III 1.6 TDCi	04.11→	A	85/800	85		
Focus III Turnier 1.6.TDCi	04.11→	A	85/800	85		
Focus III 1.6, 1.8, 2.0 TDCi	12.07→		75/680	75	65	65/570
Focus III 2.5 i RS	12.07→		75/680	75	65	65/570
Focus III Turnier 1.4 i, 1.6 i, 1.6 Ti-VCT, 1.8 Flexifuel, 1.8 i, 2.0 i	12.07→		55/480	55	65	65/570
Focus III Turnier 1.6, 1.8, 2.0 TDCi	12.07→		75/680	75	65	65/570
Fusion 1.25 i, 1.4 i	10.02→		45/400	45	55	55/480
Fusion 1.4 TDCi, 1.6 i, 1.6 i 16V, 1.6 TDCi	10.02→		55/480	55	65	65/570
Galaxy 1.6 EcoBoost, 1.6 TDCi	02.11→	A	75/680	75		
Galaxy 1.9 TDI [00]	04.00-08.06		95/850	95	85	85/800
Galaxy 1.9 TDI [95]	02.95-03.00	VAD	95/850	95	85	85/800
Galaxy 2.0, -Flexifuel	03.06→		55/480	55	65	65/570
Galaxy 2.0 i [00]	01.01-08.06		65/570	65	55	55/480
Galaxy 2.0 i [95]	02.95-03.00	VAD	65/570	65	55	55/480
Galaxy 2.2 TDCi	03.08-10.10		75/680	75	65	65/570
Galaxy 2.3	09.07→		55/480	55	65	65/570
Galaxy 2.3 i [00]	04.00-08.06		65/570	65	55	55/480
Galaxy 2.3 i 16V [95]	01.97-03.00	VAD	65/570	65	55	55/480
Galaxy 2.8 i [00]	04.00-08.06		95/850	95	85	85/800
Galaxy 2.8 i [95]	02.95-03.00	VAD	95/850	95	85	85/800
Grand C-MAX 1.6 EcoBoost	12.10→	A	65/570	65		
Ka 1.2	09.08→		45/400	45	55	55/480
Ka 1.2, 1.3 TDCi	10.08→	A	75/680	75		
Ka 1.3 i	09.96-10.02		45/400	45	55	55/480
Ka 1.6 i	09.96→		45/400	45	55	55/480
Kuga 2.0 TDCi, 2.0 TDCi 4x4, 2.5 i 4x4	02.08→		75/680	75	65	65/570
Maverick 2.0 i 4x4, 2.3 i 4x4 [1EZ, 1N2]	10.00-01.07		65/570	65	55	55/480
Maverick 3.0 i 4x4 [1EZ, 1N2]	07.01-01.07		75/680	75	65	65/570
Mondeo I 1.6 i, 1.8 i, 2.0 i, 2.5 i [93]	01.93-09.00		55/480	55	65	65/570
Mondeo I Turnier 1.6 i, 1.8 i, 1.8 TD, 2.0 i, 2.5 i [93]	01.93-09.00		55/480	55	65	65/570
Mondeo II 1.6 i, 1.8 i, 1.8 TD, 2.0 i, 2.5 i [97]	01.93-09.00		55/480	55	65	65/570
Mondeo II Turnier 1.6 i, 1.8 i, 1.8 TD, 2.0 i, 2.5 i [97]	01.93-09.00		55/480	55	65	65/570
Mondeo III 1.8 i, 2.0 i [01]	10.00-03.07		45/400	45	55	55/480
Mondeo III 2.0 TDCi, 2.0 TDDi, 2.2 TDCi [01]	10.00-03.07		75/680	75	65	65/570
Mondeo III 2.5 i, 3.0 i ST220 [01]	10.00-03.07		55/480	55	65	65/570

A Für Fahrzeuge mit Start-/Stopp-Automatik
FAD Ford Pol-Adapter erforderlich
VAD VW-Bodenleistenadapter erforderlich



Fahrzeugtyp	Baujahr von–bis	Info	Ah/A (EN)	CARTEC	Alternativ	Ah/A (EN)
-------------	-----------------	------	-----------	--------	------------	-----------

FORD

Mondeo III Turnier 1.8 i, 2.0 i [01]	10.00-03.07		45/400	45	55	55/480
Mondeo III Turnier 2.0 TDCi, 2.0 TDDi, 2.2 TDCi [01]	10.00-03.07		75/680	75	65	65/570
Mondeo III Turnier 2.5 i [01]	10.00-03.07		55/480	55	65	65/570
Mondeo III Turnier 3.0 i ST220 [01]	02.02-03.07		75/680	75	65	65/570
Mondeo IV 1.6 EcoBoost, 1.6 TDCi	02.11→	A	85/800	85		
Mondeo IV 1.6 Ti-VCT	02.07→		55/480	55	65	65/570
Mondeo IV 1.8 TDCi, -eco	02.07-11.10		75/680	75	65	65/570
Mondeo IV 2.0, -Flexifuel, -LPG	02.07→		55/480	55	65	65/570
Mondeo IV 2.0 TDCi, -eco, 2.2 TDCi, 2.3	02.07→		75/680	75	65	65/570
Mondeo IV 2.5	02.07→		55/480	55	65	65/570
Mondeo IV Turnier 1.6 EcoBoost, 1.6 TDCi	02.11→	A	85/800	85		
Mondeo IV Turnier 1.6 Ti-VCT	02.07→		55/480	55	65	65/570
Mondeo IV Turnier 1.8 TDCi	02.07-11.10		75/680	75	65	65/570
Mondeo IV Turnier 1.8 TDCi eco	02.07-11.10		75/680	75	65	65/570
Mondeo IV Turnier 2.0, -Flexifuel, -LPG	02.07→		55/480	55	65	65/570
Mondeo IV Turnier 2.0 TDCi, -eco, 2.2 TDCi, 2.3	02.07→		75/680	75	65	65/570
Mondeo IV Turnier 2.5	02.07-03.10		55/480	55	65	65/570
Orion III 1.4 i [91]	07.90-12.93	FAD	55/480	55	65	65/570
Probe 2.2 i LX Turbo	09.88-08.92		55/480	55	65	65/570
Puma 1.4 i [ECT]	01.98-11.00		45/400	45	55	55/480
Puma 1.6 i, 1.7 i [ECT]	06.97-12.01		55/480	55	65	65/570
Scorpio I 2.0 i [85]	05.89-12.98	FAD	55/480	55	65	65/570
Scorpio I 2.0 i [92]	05.89-12.98	FAD	55/480	55	65	65/570
Scorpio I Turnier 2.0 i [92]	05.89-12.98	FAD	55/480	55	65	65/570
Scorpio II 2.0 i, 2.0 i 16V, 2.3 i 16V [95]	05.89-12.98	FAD	55/480	55	65	65/570
Scorpio II 2.9 i 24V [95]	10.94-07.98	FAD	75/680	75	65	65/570
Scorpio II Turnier 2.0 i, 2.0 i 16V, 2.3 i 16V [95]	10.94-12.98	FAD	55/480	55	65	65/570
Sierra II 1.6 i, 2.0, 2.0 i, 2.0 XR4i, Turnier 2.0 i [87]	01.87-02.93	FAD	55/480	55	65	65/570
S-MAX 2.0, -Flexifuel, 2.3, 2.5	03.06→		55/480	55	65	65/570
Streetka 1.6 i	12.02-12.05		45/400	45	55	55/480
Tourneo Connect 1.8 i, 1.8 LPG	05.02-06.10		55/480	55	65	65/570
Transit FT 080 - 190 [E_ _]	08.94-08.00		55/480	55	65	65/570
Transit 2.0 i LWB 100-190 [E_ _]	01.86-07.94	FAD	55/480	55	65	65/570
Transit 2.0 i SWB 80-150 [E_ _]	01.86-07.94	FAD	55/480	55	65	65/570
Transit 2.0 100 L [T_ _]	01.86-07.94	FAD	55/480	55	65	65/570
Transit 2.5 D 80-120 [T_ _]	01.86-07.94	FAD	55/480	55	65	65/570
Transit 2.5 DI LWB 100-190 [E_ _]	01.86-07.94	FAD	55/480	55	65	65/570
Transit 2.5 DI SWB 80-150 [E_ _]	01.86-07.94	FAD	55/480	55	65	65/570
Transit Connect 1.8 i, 1.8 LPG	05.02-06.10		55/480	55	65	65/570
Transit Connect 1.8 TDCi, -TDDi	05.02→		75/680	75	65	65/570

HONDA

Accord 2.2 CTDi [CL/CN/CM]	01.04→		75/680	75		
Accord Tourer 2.2 CTDi [CL/CN/CM]	01.04→		75/680	75		
Civic Hatchback 2.2 CTDi [FK/FN]	01.04→		75/680	75		
Civic VIII Hatchback 1.4 [FN, FK]	10.08→	A	65/570	65		
Concerto Hatchback 1.5 i 16V	08.89-03.95		45/400	45	55	55/480
Concerto Hatchback 1.6 i 16V	08.89-03.95		45/400	45	55	55/480
CR-V 2.0 4x4 [RE]	01.07→		45/400	45	55	55/480
CR-V 2.2 CTDi 4x4 [RD]	02.05-12.09		75/680	75		
CR-V 2.2 CTDi 4x4 [RE]	02.05-12.09		75/680	75		
FR-V 2.2 CTDi [BE]	02.05-12.09		75/680	75		
Jazz 1.2 [GE/GG]	10.08→		95/850	95	85	85/800

HYUNDAI

Accent 1.3 i	08.99→		45/400	45	55	55/480
Accent 1.3 i [LC]	08.99→		45/400	45	55	55/480
Accent 1.4 i [MC]	08.99→		45/400	45	55	55/480
Accent 1.6 i [MC]	08.99→		45/400	45	55	55/480
Accent Hatchback 1.3 i [LC]	08.99→		45/400	45	55	55/480
Accent Hatchback 1.4 i [MC]	08.99→		45/400	45	55	55/480
Accent Hatchback 1.5 i [LC]	08.99→		45/400	45	55	55/480
Accent Hatchback 1.6 i [MC]	08.99→		45/400	45	55	55/480
Elantra 1.6 i 16V [XD]	08.99→		45/400	45	55	55/480
Elantra 2.0 i 16V [XD]	06.00-09.06		65/570	65	55	55/480
Elantra Hatchback 1.6 i 16V [XD]	06.00-08.06		45/400	45	55	55/480
Elantra Hatchback 2.0 i 16V [XD]	06.00-09.06		65/570	65	55	55/480
Getz 1.1 i [TB]	09.02-06.09		45/400	45	55	55/480
Getz 1.3 i [TB]	09.02-06.09		45/400	45	55	55/480
Getz 1.4 i [TB]	09.02-06.09		45/400	45	55	55/480
Getz 1.6 i [TB]	09.02-06.09		45/400	45	55	55/480

Fahrzeugtyp	Baujahr von-bis	Info	Ah/A (EN)	CARTEC	Ah/A (EN) Alternativ	
Grandeur 2.2 CRDi [TG]	07.05→		75/680	75		
Grandeur 2.7 i [TG]	07.05→		75/680	75		
Grandeur 3.3 i [TG]	07.05→		75/680	75		
i30 1.6 CRDi [FD, FDH]	07.05→		75/680	75		
i30 2.0 CRDi [FD, FDH]	07.05→		75/680	75		
i30 2.0 i [FD, FDH]	09.07→		45/400	45	55	55/480
i30 CW 2.0 i [FD, FDH]	09.07→		45/400	45	55	55/480
Lantra 1.6 i 16V [J2]	06.98-09.00		45/400	45	55	55/480
Lantra Kombi 1.6 i [J2]	06.98-09.00		45/400	45	55	55/480
Lantra Kombi 2.0 i [J2]	08.96-09.00		65/570	65	55	55/480
Matrix 1.6 i [FC]	12.00→		65/570	65	55	55/480
Matrix 1.8 i [FC]	12.00→		65/570	65	55	55/480
Santa Fe 2.4 i	12.00→		65/570	65	55	55/480
Santa Fe 2.4 i [SM]	12.00→		65/570	65	55	55/480
Santa Fe 2.4 i 4x4 [SM]	12.00→		65/570	65	55	55/480
Santa Fe 2.7 i [CM]	03.06-11.09		75/680	75		
Santa Fe 2.7 i 4x4 [CM]	03.06-11.09		75/680	75		
Santa Fe 2.7 i 4x4 [SM]	09.97→		65/570	65	55	55/480
Sonata 2.0 i	09.97→		65/570	65	55	55/480
Sonata 2.0 i [EF]	09.97→		65/570	65	55	55/480
Sonata 2.5 i [EF]	05.98-03.01		75/680	75		
Sonata 2.7 i	01.00→		65/570	65	55	55/480
Sonata 2.7 i [EF]	01.00→		65/570	65	55	55/480
Trajjet 2.0 i [FO]	01.00→		65/570	65	55	55/480
Trajjet 2.7 i [FO]	01.00→		65/570	65	55	55/480
XG 30 3.0i [F]	12.98-12.05		75/680	75		

KIA

Carens 1.8 i [FC]	04.99→		65/570	65	55	55/480
Carens 2.0 CVVT [FG]	09.02→		65/570	65	55	55/480
Carens 2.0 i [FC]	09.02→		65/570	65	55	55/480
Cerato 1.6 i [FE]	10.04-11.09		45/400	45	55	55/480
Cerato 1.6 i [FE]	05.06-11.09		65/570	65	55	55/480
Cerato 2.0 i [FE]	10.04-11.09		45/400	45	55	55/480
Cerato Hatchback 1.6 [FE]	05.06-11.09		65/570	65	55	55/480
Cerato Hatchback 1.6 i, 2.0 i [FE]	03.04-11.09		45/400	45	55	55/480
Magentis 2.0 i [GD]	09.00-12.05		65/570	65	55	55/480
Magentis 2.0 i [GE]	02.06-08.08		65/570	65	55	55/480
Magentis 2.5 i [GD]	01.98-12.05		65/570	65	55	55/480
Shuma I 1.5 i 16V [FB]	01.98-12.05		65/570	65	55	55/480
Shuma I Hatchback 1.5 i 16V [FB]	01.98-12.05		65/570	65	55	55/480
Shuma II 1.6 i 16V [FB]	01.98-12.05		65/570	65	55	55/480
Shuma II Hatchback 1.6 i 16V, 1.8 i 16V [FB]	01.98-12.05		65/570	65	55	55/480

LANCIA

Delta 1.4 i 16V [844]	07.08-07.10		45/400	45	55	55/480
Delta 1.4 i 16V [844]	07.08→		65/570	65	55	55/480
Delta 1.8 TBi [844]	07.08→		65/570	65	55	55/480
Delta 1.9 JTD [844]	08.08→		75/680	75		
Delta 2.0 MJTD [844]	08.08→		65/570	65	55	55/480
Delta III 1.4 16V [844]	07.10→	A	65/570	65		
Kappa Berlina 2.0 i 20V [838]	11.94-06.98		65/570	65	55	55/480
Lybra Station Wagon 1.8 i 16V [839]	10.99-02.02		45/400	45	55	55/480
Lybra Station Wagon 1.9 JTD [839]	09.00→		65/570	65	55	55/480
Lybra Station Wagon 2.4 JTD [839]	09.00→		65/570	65	55	55/480
Musa 1.3 D Multijet [350]	03.09→	A	65/570	65		
Musa 1.3 MJTD [184]	09.00→		65/570	65	55	55/480
Musa 1.3 MJTD 16V [184]	01.06→		65/570	65	55	55/480
Musa 1.3 MJTD 16V [184]	02.10→		45/400	45	55	55/480
Musa 1.4 [350]	10.04→	A	65/570	65		
Musa 1.4 [184]	10.04→		45/400	45	55	55/480
Musa 1.4 16V [184]	10.04→		45/400	45	55	55/480
Musa 1.6 D Multijet [350]	07.08→	A	75/680	75		
Musa 1.6 JTD [184]	10.04→		65/570	65	55	55/480
Musa 1.9 JTD [184]	10.04→		65/570	65	55	55/480
Phedra 2.0 JTD 16V [180]	09.02-12.10		75/680	75		
Phedra 2.2 JTD 16V [180]	09.02-12.10		75/680	75		
Thesis 2.0 Turbo 20V [841]	04.02-12.09		95/850	95	85	85/800
Thesis 2.4 JTD 20V [841]	04.02-12.09		95/850	95	85	85/800
Thesis 2.4 20V [841]	04.02-12.09		95/850	95	85	85/800

A Für Fahrzeuge mit Start-/Stopp-Automatik
FAD Ford Pol-Adapter erforderlich



FORD • HONDA • HYUNDAI
KIA • LANCIA

Fahrzeugtyp	Baujahr von–bis	Info	Ah/A (EN)	CARTEC	Alternativ	Ah/A (EN)
-------------	-----------------	------	-----------	--------	------------	-----------

LANCIA

Thesis 3.2 V6 24V [841]	04.02-12.09		95/850	95	85	85/800
Ypsilon 0.9 Twinair, 1.2, 1.3 Multijet [846]	05.11→	A	65/570	65		
Ypsilon 1.3 JTD 16V [843]	06.03→		65/570	65	55	55/480
Ypsilon 1.3 Multijet 16V [843]	06.03→		65/570	65	55	55/480
Zeta 2.0 i.e. Turbo [122]	09.94-06.99		65/570	65	55	55/480

MAZDA

CX-7 2.3 MZR DISI Turbo 4x4 [ER]	05.07→		75/680	75		
MX-5 1.6 i [NA]	08.89-08.93	BAW	45/400	45	55	55/480
MX-5 1.6 i [NB]	01.98-07.05	BAW	45/400	45	55	55/480
MX-5 1.6 i 16V [NA]	12.94-11.97	BAW	45/400	45	55	55/480
MX-5 1.8 i [NA]	09.93-11.97	BAW	45/400	45	55	55/480
MX-5 1.8 i [NB]	01.98-07.05	BAW	45/400	45	55	55/480
MX-5 2.0 [NC]	07.05→		45/400	45	55	55/480
Tribute 2.0 i 4WD	12.00→		65/570	65	55	55/480
Tribute 2.0 i 4x4 [EP]	12.00→		65/570	65	55	55/480
Tribute 2.3 i 4x4 [EP]	12.00→		65/570	65	55	55/480
Tribute 3.0 i	12.00→		65/570	65	55	55/480
Tribute 3.0 i 4WD	12.00→		65/570	65	55	55/480
Tribute 3.0 i 4x4 [EP]	12.00→		65/570	65	55	55/480
Xedos-9 2.5 i [TA]	08.00-11.02		55/480	55	65	65/570
2 1.25 [DY]	02.03-06.07		45/400	45	55	55/480
2 1.3 [DE]	02.03→		65/570	65	55	55/480
2 1.4 [DY]	02.03→		65/570	65	55	55/480
2 1.4 CD [DE]	02.03→		65/570	65	55	55/480
2 1.4 D Turbo [DY]	02.03-06.07		45/400	45	55	55/480
2 1.5 [DE]	06.07→		65/570	65	55	55/480
2 1.6 [DY]	02.03-06.07		45/400	45	55	55/480
3 1.6 [BK]	07.03-12.08		55/480	55	65	65/570
3 2.0 [BK]	07.03-12.08		55/480	55	65	65/570
3 Hatchback 1.4 [BK]	08.03-12.08		45/400	45	55	55/480
3 Hatchback 1.6, 2.0, 2.3 MPS [BK]	07.03-12.08		55/480	55	65	65/570
121 1.25 i 16V [JA/JB]	01.96-01.02		65/570	65	55	55/480
121 1.3 i [JA/JB]	01.96-01.02		65/570	65	55	55/480

MERCEDES-BENZ

MB 100 D	09.87-01.96		75/680	75	95	95/850
Serie A 140, 150, 160, [168] [169]	10.97→		65/570	65	55	55/480
Serie A 160 CDI [168], [169]	09.98→		75/680	75	95	95/850
Serie A 170 [169]	09.04-04.09		65/570	65	55	55/480
Serie A 170 CDI [168]	07.98-08.04		75/680	75	95	95/850
Serie A 180 [169]	04.09→		65/570	65	55	55/480
Serie A 180 CDI [169]	09.04→		75/680	75	95	95/850
Serie A 190 [168]	03.99→		65/570	65	55	55/480
Serie A 200 [169]	03.99→		65/570	65	55	55/480
Serie A 200 CDI [169]	09.04→		75/680	75	95	95/850
Serie A 200 Turbo [169]	06.05-10.10		65/570	65	55	55/480
Serie A 210 Evolution [168]	03.02-08.04		65/570	65	55	55/480
Serie B 150, 160, 170, 180, 200 [245]	04.05→		65/570	65	55	55/480
Serie B 180, 200 CDI [245]	04.05→		75/680	75	95	95/850
Serie B 200 Turbo [245]	04.05-10.10		65/570	65	55	55/480
Serie C 180 [202]	03.93-04.00		65/570	65	55	55/480
Serie C 180 [203]	10.00-04.10		65/570	65	55	55/480
Serie C 180 Kompressor [203], [204]	10.00-04.10		65/570	65	55	55/480
Serie C 200 [202]	01.94-04.00		65/570	65	55	55/480
Serie C 200 CDI [202]	03.98-04.00		75/680	75	95	95/850
Serie C 200 CDI [203]	10.00-07.07		75/680	75	95	95/850
Serie C 200 D [202]	03.93-08.95	BAW	75/680	75	95	95/850
Serie C 200 Kompressor [203]	05.00-08.02		75/680	75	95	95/850
Serie C 200 Kompressor [203]	09.02-02.07		65/570	65	55	55/480
Serie C 200 Kompressor [204]	03.07-04.10		65/570	65	55	55/480
Serie C 220 [202]	03.93-09.96		65/570	65	55	55/480
Serie C 220 CDI [202], [203]	12.97-02.07		75/680	75	95	95/850
Serie C 220 D [202]	08.93-06.99	BAW	75/680	75	95	95/850
Serie C 230 [202], [203], [204]	09.95-04.09		65/570	65	55	55/480
Serie C 230 Kompressor [202], [203]	09.95-04.09		65/570	65	55	55/480
Serie C 230 4MATIC [204]	09.95-04.09		65/570	65	55	55/480
Serie C 240 [202], [203]	09.95-04.09		65/570	65	55	55/480
Serie C 250 D, -Turbo [202]	05.93-04.00	BAW	75/680	75	95	95/850
Serie C 270 CDI [203]	12.00-08.04		75/680	75	95	95/850
Serie C 280 [202]	05.93-04.00		75/680	75	95	95/850
Serie C 280 [203]	09.05-02.07		75/680	75	95	95/850
Serie C 280, -4MATIC, 300 4MATIC [204]	03.07-01.11		65/570	65	55	55/480
Serie C 320, -CDI [203]	05.00-05.07		75/680	75	95	95/850
Serie C 350, -4MATIC [204]	01.01-12.10		65/570	65	55	55/480

Fahrzeugtyp	Baujahr von–bis	Info	Ah/A (EN)	CARTEC	Ah/A (EN)
				Alternativ	
Serie C (Sportcoupé) 160 Kompressor [203]	01.01-12.10		65/570	65	55/480
Serie C (Sportcoupé) 180 [203], +Kompressor	01.01-12.10		65/570	65	55/480
Serie C (Sportcoupé) 200 CDI [203]	03.03-02.08		75/680	75	95/850
Serie C (Sportcoupé) 200 Kompressor [203]	01.01-02.08		65/570	65	55/480
Serie C (Sportcoupé) 220 CDI [203]	01.01-02.08		75/680	75	95/850
Serie C (Sportcoupé) 230 [203]	05.96-04.10		65/570	65	55/480
Serie C (Sportcoupé) 230 Kompressor [203]	05.96-04.10		65/570	65	55/480
Serie C (T-Modell) 180 [202], [203]	05.96-04.10		65/570	65	55/480
Serie C (T-Modell) 180 Kompressor [203], [204]	05.96-04.10		65/570	65	55/480
Serie C (T-Modell) 200 [202]	05.96-04.10		65/570	65	55/480
Serie C (T-Modell) 200 CDI [202]	03.98-02.01		75/680	75	95/850
Serie C (T-Modell) 200 CDI [203]	10.01-08.07		75/680	75	95/850
Serie C (T-Modell) 200 Kompressor [202], [203], [204]	04.00-04.10		65/570	65	55/480
Serie C (T-Modell) 220 CDI [202], [203]	12.97-08.07		75/680	75	95/850
Serie C (T-Modell) 230 [202], [203], [204]	05.96-04.09		65/570	65	55/480
Serie C (T-Modell) 230 Kompressor [202], [203]	05.96-04.09		65/570	65	55/480
Serie C (T-Modell) 240 [202], [203]	05.96-04.09		65/570	65	55/480
Serie C (T-Modell) 250 D Turbo [202]	05.96-08.04		75/680	75	95/850
Serie C (T-Modell) 270 CDI [203]	05.96-08.04		75/680	75	95/850
Serie C (T-Modell) 280 [203]	06.05-08.07		75/680	75	95/850
Serie C (T-Modell) 280 [204]	09.07-01.11		65/570	65	55/480
Serie C (T-Modell) 300 [204]	09.07-01.11		65/570	65	55/480
Serie C (T-Modell) 320, -CDI [203]	01.01-08.07		75/680	75	95/850
Serie C (T-Modell) 350 [204]	09.07-12.10		65/570	65	55/480
Serie CLC 180 Kompressor [203]	09.07-12.10		65/570	65	55/480
Serie CLC 200 CDI [203]	03.08-05.10		75/680	75	95/850
Serie CLC 200 Kompressor [203]	03.08-05.10		65/570	65	55/480
Serie CLC 220 CDI [203]	03.08-05.10		75/680	75	95/850
Serie CLC 230 [203]	03.08-05.10		65/570	65	55/480
Serie CLC 350 [203]	03.08-05.10		75/680	75	95/850
Serie CLK (Cabrio) 63 AMG [209]	09.06-12.09		95/850	95	75/680
Serie CLK (Cabrio) 200, -Kompressor [208]	06.98-01.03		65/570	65	55/480
Serie CLK (Cabrio) 200 Kompressor [209]	10.06-12.09		65/570	65	55/480
Serie CLK (Cabrio) 230 Kompressor [208]	06.98-01.03		65/570	65	55/480
Serie CLK (Cabrio) 280 [209]	06.98-12.09		75/680	75	95/850
Serie CLK (Cabrio) 320 [208], [209]	06.98-12.09		75/680	75	95/850
Serie CLK (Cabrio) 320 CDI [209]	04.05-12.09		95/850	95	75/680
Serie CLK (Cabrio) 350 [209]	09.98-12.09		75/680	75	95/850
Serie CLK (Cabrio) 430 [208]	09.98-12.09		75/680	75	95/850
Serie CLK (Cabrio) 500 [209]	09.98-12.09		75/680	75	95/850
Serie CLK (Coupé) 63 AMG [209]	09.06-04.09		95/850	95	75/680
Serie CLK (Coupé) 200, -Kompressor [208]	06.97-04.02		65/570	65	55/480
Serie CLK (Coupé) 200 Kompressor [209]	09.02-04.09		65/570	65	55/480
Serie CLK (Coupé) 220 CDI [209]	04.05-04.09		75/680	75	95/850
Serie CLK (Coupé) 230 Kompressor [208]	06.97-03.05		65/570	65	55/480
Serie CLK (Coupé) 240 [209]	06.97-03.05		65/570	65	55/480
Serie CLK (Coupé) 270 CDI [209]	01.97-04.09		75/680	75	95/850
Serie CLK (Coupé) 280 [209]	01.97-04.09		75/680	75	95/850
Serie CLK (Coupé) 320 [208]	01.97-04.09		75/680	75	95/850
Serie CLK (Coupé) 320 [209]	05.02-03.05		65/570	65	55/480
Serie CLK (Coupé) 320 CDI [209]	04.05-04.09		75/680	75	95/850
Serie CLK (Coupé) 350 [209]	04.05-04.09		75/680	75	95/850
Serie CLK (Coupé) 430 [208]	09.98-04.02		75/680	75	95/850
Serie CLK (Coupé) 500 [209]	05.02-07.06		65/570	65	55/480
Serie CLK (Coupé) 500 [209]	09.06-04.09		75/680	75	95/850
Serie E 200 [124]	07.93-02.01		65/570	65	55/480
Serie E 200 [210]	07.93-02.01		65/570	65	55/480
Serie E 200 CDI [210]	07.98-03.02		75/680	75	95/850
Serie E 200 D [124]	07.93-06.95	BAW	75/680	75	95/850
Serie E 200 Kompressor [210]	09.00-03.02		65/570	65	55/480
Serie E 220 [124]	07.93-06.95		65/570	65	55/480
Serie E 220 CDI [210]	06.95-03.02		75/680	75	95/850
Serie E 220 D [210]	06.95-05.99		75/680	75	95/850
Serie E 230, 240 [210]	06.95-03.02		65/570	65	55/480
Serie E 250 D [124]	07.93-06.95	BAW	75/680	75	95/850
Serie E 270 CDI [210]	07.93-01.03		75/680	75	95/850
Serie E 280 [124], [210]	07.93-01.03		75/680	75	95/850
Serie E 290 D Turbo [210]	07.93-01.03		75/680	75	95/850
Serie E 300 D [124]	07.93-06.95	BAW	75/680	75	95/850
Serie E 300 D, -Turbo [210]	07.93-08.03		75/680	75	95/850
Serie E 320 [124]	07.93-08.03		75/680	75	95/850
Serie E 320 [210]	07.93-08.03		75/680	75	95/850
Serie E 320 CDI [210]	07.93-08.03		75/680	75	95/850

A
BAW Für Fahrzeuge mit Start-/Stopp-Automatik
Bei Einbau der Alternativtype
Batteriewanne auswechseln



Fahrzeugtyp	Baujahr von–bis	Info	Ah/A (EN)	CARTEC	Alternativ	Ah/A (EN)
MERCEDES-BENZ						
Serie E 420 [124], [210]	07.93-08.03		75/680	75	95	95/850
Serie E 430 [210]	07.93-08.03		75/680	75	95	95/850
Serie E (Cabrio) 200, 220 [124]	07.93-06.98		65/570	65	55	55/480
Serie E (Cabrio) 320 [124]	05.93-06.98		75/680	75	95	95/850
Serie E (Coupé) 200, 220 [124]	07.93-06.97		65/570	65	55	55/480
Serie E (Coupé) 320 [124]	07.93-06.98		75/680	75	95	95/850
Serie E (T-Modell) 200 [124]	07.93-05.96		65/570	65	55	55/480
Serie E (T-Modell) 200 [210]	05.96-01.03		65/570	65	55	55/480
Serie E (T-Modell) 200 Kompressor [210]	09.00-01.03		65/570	65	55	55/480
Serie E (T-Modell) 220 [124]	07.93-05.96		65/570	65	55	55/480
Serie E (T-Modell) 220 CDI [210]	07.98-01.03		75/680	75	95	95/850
Serie E (T-Modell) 230, 240 [210]	05.96-01.03		65/570	65	55	55/480
Serie E (T-Modell) 250 D [124]	07.93-05.96	BAW	75/680	75	95	95/850
Serie E (T-Modell) 270 CDI [210]	07.93-01.03		75/680	75	95	95/850
Serie E (T-Modell) 280 [124], [210]	07.93-01.03		75/680	75	95	95/850
Serie E (T-Modell) 280 4MATIC [210]	07.93-01.03		75/680	75	95	95/850
Serie E (T-Modell) 290 D Turbo [210]	07.93-01.03		75/680	75	95	95/850
Serie E (T-Modell) 300 D [124]	07.93-05.96	BAW	75/680	75	95	95/850
Serie E (T-Modell) 300 D Turbo [124]	07.93-05.96	BAW	75/680	75	95	95/850
Serie E (T-Modell) 300 D Turbo [210]	07.93-02.03		75/680	75	95	95/850
Serie E (T-Modell) 320 [124], [210]	07.93-02.03		75/680	75	95	95/850
Serie E (T-Modell) 320 CDI [210]	07.93-02.03		75/680	75	95	95/850
Serie E (T-Modell) 320 4MATIC [210]	07.93-02.03		75/680	75	95	95/850
Serie E (T-Modell) 420 [210]	07.93-02.03		75/680	75	95	95/850
Serie E (T-Modell) 430 [210]	07.93-02.03		75/680	75	95	95/850
Serie E (T-Modell) 430 4MATIC [210]	07.93-02.03		75/680	75	95	95/850
Serie G 55 AMG Kompressor [463]	10.01→		95/850	95	75	75/680
Serie G 55 AMG Kompressor [463]	04.04→		95/850	95	75	75/680
Serie G 270 CDI [463]	10.01→		95/850	95	75	75/680
Serie G 300 D [460]	12.79-08.91		95/850	95	75	75/680
Serie G 300 D [463]	09.89-07.97		95/850	95	75	75/680
Serie G 300 D Turbo [463]	09.96-11.00		95/850	95	75	75/680
Serie G 320 CDI [463]	09.06→		95/850	95	75	75/680
Serie G 350 D Turbo [463]	09.93-06.96		95/850	95	75	75/680
Serie G 400 CDI [463]	12.00→		95/850	95	75	75/680
Serie GL 320 - 500, -CDI -4MATIC [164]	12.00→		95/850	95	75	75/680
Serie ML 350, 400 CDI [163]	12.00→		95/850	95	75	75/680
Serie ML 430 [163]	09.98-07.02		95/850	95	75	75/680
Serie S 260 SE [126]	09.85-06.91		75/680	75	95	95/850
Serie S 280 [140]	06.93-09.98		95/850	95	75	75/680
Serie S 300 SE [126]	09.85-06.91		75/680	75	95	95/850
Serie S 320 [140]	03.93-09.98		95/850	95	75	75/680
Serie S 320 [220]	10.98-08.02		95/850	95	75	75/680
Serie S 320 CDI [220]	06.99-08.02		95/850	95	75	75/680
Serie S 350 D Turbo [140]	09.93-06.96		95/850	95	75	75/680
Serie S 400 CDI [220]	06.99-08.03		95/850	95	75	75/680
Serie S 420 [140]	06.93-09.98		95/850	95	75	75/680
Serie S 420 SE [126]	09.85-06.91		75/680	75	95	95/850
Serie S 430 [220]	10.98-01.06		95/850	95	75	75/680
Serie S 500 [140]	06.93-09.98		95/850	95	75	75/680
Serie S 500 [220]	10.98-08.06		95/850	95	75	75/680
Serie S 500 SE [126]	09.85-06.91		75/680	75	95	95/850
Serie S 500 SE, SEL [140]	02.91-05.93		95/850	95	75	75/680
Serie S 560 SEL [126]	09.85-06.91		75/680	75	95	95/850
Serie S (Coupé) 420 SE - 560 SE [126]	09.85-06.91		75/680	75	95	95/850
Serie SLK 32 AMG Kompressor [170]	06.99-03.04		65/570	65	55	55/480
Serie SLK 55 AMG [171]	04.04-11.10		75/680	75	95	95/850
Serie SLK 200 [170] + Kompressor	09.96-03.04		65/570	65	55	55/480
Serie SLK 200 Kompressor [171]	04.04-11.10		75/680	75	95	95/850
Serie SLK 230 Kompressor [170]	09.96-03.04		65/570	65	55	55/480
Serie SLK 280, 300 [171]	05.05-11.10		75/680	75	95	95/850
Serie SLK 320 [170]	06.99-03.04		65/570	65	55	55/480
Serie SLK 350 [171]	04.04-02.11		75/680	75	95	95/850
Serie V 200 CDI, 220 CDI [638 TON]	06.99-09.03		95/850	95	75	75/680
Serie V 230, -TD [638 TON]	04.96-09.03		95/850	95	75	75/680
Serie V 280 [638 TON]	04.96-09.03		95/850	95	75	75/680
Serie 124 200 [124]	12.84-10.90		65/570	65	55	55/480
Serie 124 200 D [124]	12.84-06.93	BAW	75/680	75	95	95/850
Serie 124 200 E, 220 E, 230 E [124]	12.84-06.93		65/570	65	55	55/480
Serie 124 250 D [124]	04.85-06.93	BAW	75/680	75	95	95/850
Serie 124 260 E, 280 E [124]	09.85-06.93		75/680	75	95	95/850
Serie 124 300 D, -Turbo [124]	01.85-06.93	BAW	75/680	75	95	95/850
Serie 124 300 E [124]	01.85-08.93		75/680	75	95	95/850
Serie 124 300 E-24V [124]	01.85-08.93		75/680	75	95	95/850
Serie 124 500 E [124]	01.85-08.93		75/680	75	95	95/850
Serie 124 (Cabrio) 300 E-24V [124]	01.85-08.93		75/680	75	95	95/850
Serie 124 (Coupé) 220 E, 230 E [124]	03.87-06.93		65/570	65	55	55/480
Serie 124 (Coupé) 300 E [124]	09.85-06.93		75/680	75	95	95/850
Serie 124 (Coupé) 300 E-24V [124]	09.85-06.93		75/680	75	95	95/850

Fahrzeugtyp	Baujahr von-bis	Info	Ah/A (EN)	CARTEC	Ah/A (EN) Alternativ
Serie 124 (Coupé) 320 E [124]	09.85-06.93		75/680	75	95 95/850
Serie 124 (T-Modell) 200 D [124]	09.85-06.93		75/680	75	95 95/850
Serie 124 (T-Modell) 200 E, 220 E, 230 E [124]	09.85-08.93		65/570	65	55 55/480
Serie 124 (T-Modell) 250 D [124]	01.85-06.93		75/680	75	95 95/850
Serie 124 (T-Modell) 300 D [124]	01.85-06.93		75/680	75	95 95/850
Serie 124 (T-Modell) 300 E [124]	01.85-06.93		75/680	75	95 95/850
Serie 124 (T-Modell) 300 E-24V [124]	01.85-06.93		75/680	75	95 95/850
Serie 190 190 2.0 [201]	09.88-08.93		65/570	65	55 55/480
Serie 190 190 D 2.0 [201]	09.85-08.93	BAW	75/680	75	95 95/850
Serie 190 190 D 2.5 [201] + TURBO	09.85-08.93	BAW	75/680	75	95 95/850
Serie 190 190 E 1.8 [201]	03.90-08.93		45/400	45	55 55/480
Serie 190 190 E 2.0 [201]	08.84-09.93		65/570	65	55 55/480
Serie 190 190 E 2.3 [201]	08.84-09.93		65/570	65	55 55/480
Serie 190 190 E 2.5-16 Evolution I [201]	08.84-09.93		65/570	65	55 55/480
Sprinter 208-524, -D, -CDI [T1N], [NCV3], James Cook	02.95→		75/680	75	95 95/850
Vaneo 1.6, 1.7 CDI, 1.9 [414]	02.95→		75/680	75	95 95/850
Vario O 814 [T2W]	02.95→		75/680	75	95 95/850
Vario 512-818 D/DA [T2W]	02.95→		75/680	75	95 95/850
Viano 2.0-3.0 CDI [639 TON]	02.95→		75/680	75	95 95/850
Vito 108 CDI [638 TON]	04.99-09.03		95/850	95	75 75/680
Vito 108 D [638 TON]	11.95-09.03		95/850	95	75 75/680
Vito 109 CDI [639 TON]	10.03-07.10		75/680	75	95 95/850
Vito 110 CDI [638 TON]	04.99-09.03		95/850	95	75 75/680
Vito 110 CDI [639 TON]	07.10→		75/680	75	95 95/850
Vito 110 D [638 TON]	11.95-09.03		95/850	95	75 75/680
Vito 111 CDI [639 TON]	10.03-07.10		75/680	75	95 95/850
Vito 112 CDI [638 TON]	04.99-09.03		95/850	95	75 75/680
Vito 113 [638 TON]	11.95-09.03		75/680	75	95 95/850
Vito 113 CDI [639 TON]	07.10→		75/680	75	95 95/850
Vito 114 [638 TON]	11.95→		75/680	75	95 95/850
Vito 115-122, -CDI [639 TON]	11.95→		75/680	75	95 95/850
2t 208 D, 2t 210, 2t 210 D, 3t 308 D, 3t 310 D, 4t 410 D	08.82-06.95		75/680	75	95 95/850

MINI (BMW)

Mini Cooper [R 50]	06.01-11.06		45/400	45	55 55/480
Mini Cooper S [R 53]	06.01-11.06		45/400	45	55 55/480
MINI Coupé Cooper [R58]	09.11→	A	75/680	75	
Mini John Cooper Works [R 53]	06.01-11.06		45/400	45	55 55/480
Mini One 1.4 D [R 50]	03.03-11.06		75/680	75	
Mini One 1.6i [R 50]	06.01-02.09		45/400	45	55 55/480
Mini Cabrio Cooper [R 52]	06.01-02.09		45/400	45	55 55/480
Mini Cabrio Cooper S [R 52]	06.01-02.09		45/400	45	55 55/480
Mini Cabrio John Cooper Works [R 52]	06.01-02.09		45/400	45	55 55/480
Mini Cabrio One [R 52]	06.01-02.09		45/400	45	55 55/480

MITSUBISHI

Carisma 1.6 i 16V [DA]	05.96-12.03		65/570	65	55 55/480
Carisma 1.8 GDI [DA]	05.96-12.03		75/680	75	
Carisma 1.8 i 16V [DA]	05.96-12.03		75/680	75	
Carisma Hatchback 1.6 i 16V [DA]	05.95-12.03		65/570	65	55 55/480
Carisma Hatchback 1.8 GDI [DA]	05.95-12.03		75/680	75	
Carisma Hatchback 1.8 i 16V [DA]	05.95-12.03		75/680	75	
Carisma Hatchback 1.9 DI-D [DA]	05.95-12.03		75/680	75	
Colt 1.1 [CZ]	04.04→		45/400	45	55 55/480
Colt 1.3 [CZ]	04.04→		45/400	45	55 55/480
Colt 1.5 [CZ]	04.04→		45/400	45	55 55/480
Colt 1.5 DI-D [CZ]	08.04-09.08		65/570	65	55 55/480
Colt 1.5 Turbo [CZ]	01.05→		75/680	75	
Colt Cabrio 1.5 [CZ]	06.98-04.10		65/570	65	55 55/480
Colt Cabrio 1.5 Turbo [CZ]	06.98-04.10		65/570	65	55 55/480
Lancer 1.3 i, 1.6 i, 2.0 i [CS/CT]	06.98-04.10		65/570	65	55 55/480
Lancer Station Wagon 1.6 i [CS/CT]	06.98-04.10		65/570	65	55 55/480
Lancer Station Wagon 2.0 i [CS/CT]	06.98-04.10		65/570	65	55 55/480
Pajero Pinin 1.8, 1.8 GDI, 2.0 GDI [H]	06.98-04.10		65/570	65	55 55/480
Spacestar 1.3 i, 1.6 i [DG]	06.98-04.10		65/570	65	55 55/480
Spacestar 1.8 GDI [DG]	08.98-08.02		75/680	75	
Spacestar 1.8 i [DG]	09.02-12.04		65/570	65	55 55/480
Spacestar 1.9 DI-D [DG]	06.00-12.04		75/680	75	

NISSAN

Almera Hatchback 1.5 D Turbo [N16E]	10.02-11.06		75/680	75	65 65/570
Almera Hatchback 1.5 i, 1.8 i [N16E]	01.00-11.06		45/400	45	55 55/480
Almera Hatchback 2.2 D Turbo [N16E]	01.00-11.06		75/680	75	65 65/570
Almera Sedan 1.5 i [N16]	04.00-12.05		45/400	45	55 55/480

A Für Fahrzeuge mit Start-/Stopp-Automatik
 BAW Bei Einbau der Alternativtype
 Batteriewanne auswechseln



MERCEDES-BENZ • MINI (BMW)
 MITSUBISHI • NISSAN

Fahrzeugtyp	Baujahr von–bis	Info	Ah/A (EN)	CARTEC	Alternativ	Ah/A (EN)
-------------	--------------------	------	-----------	--------	------------	-----------

NISSAN

Almera Sedan 1.5 i [N16E]	04.00-12.05		45/400	45	55	55/480
Almera Tino 1.8 i, 2.0 i [V10M]	04.00-12.05		45/400	45	55	55/480
Almera Tino 2.2 D Turbo [V10M]	05.00-12.05		75/680	75	65	65/570
Interstar 1.9 D Turbo dCi 80 [X70]	07.02→		95/850	95	85	85/800
Interstar 2.2 D Turbo dCi 90 [X70]	07.02→		95/850	95	85	85/800
Interstar 2.5 D Turbo dCi 100 [X70]	07.02→		95/850	95	85	85/800
Interstar 2.5 D Turbo dCi 120 [X70]	07.02→		95/850	95	85	85/800
Interstar 3.0 D Turbo dCi 140 [X70]	07.02→		95/850	95	85	85/800
Kubistar 1.1 i 8V, -16V [X76]	07.03→		45/400	45	55	55/480
Kubistar 1.5 D Turbo 60, 70, 80 [X76]	07.03→		75/680	75		
Kubistar 1.6 i [X76]	07.03→		45/400	45	55	55/480
Maxima QX 3.0 i [CA33]	01.00-01.06		75/680	75		
Micra 1.2 i, 1.4 i [K12E]	11.02→		45/400	45	55	55/480
Micra 1.5 D Turbo [K12E]	02.03→		55/480	55	65	65/570
Micra 1.6 i [K12E]	06.05→	BAD	45/400	45	55	55/480
Micra CC 1.4 i, 1.6 i [K12E]	09.05→	BAD	55/480	55	65	65/570
Micra IV 1.2 DIG [K13]	04.11→	A	65/570	65		
Note 1.4 [E11E]	01.06→		45/400	45	55	55/480
Note 1.5 dCi 86, 105 [E11]	01.06→		55/480	55	65	65/570
Note 1.6 [E11]	01.06→		45/400	45	55	55/480
Pathfinder 2.5 dCi 4x4 [R51]	01.05-12.09		75/680	75		
Pathfinder 4.0 4x4 [R51]	12.01→		65/570	65	55	55/480
Primera 1.6 [P12E]	12.01→		65/570	65	55	55/480
Primera 1.8 [P12E]	12.01→		65/570	65	55	55/480
Primera 1.9 D Turbo [P12E]	01.03-07.10		75/680	75		
Primera 2.0 [P12E]	12.01-07.10		65/570	65	55	55/480
Primera 2.2 D Turbo [P12E]	12.01-09.10		75/680	75		
Primera Hatchback 1.6 [P10E]	06.90-05.93		45/400	45	55	55/480
Primera Hatchback 1.6 [P12E]	05.02-06.10		65/570	65	55	55/480
Primera Hatchback 1.6 i [P11E]	06.96-12.01		65/570	65	55	55/480
Primera Hatchback 1.8 [P12E]	05.02-07.10		65/570	65	55	55/480
Primera Hatchback 1.8 i [P11E]	06.99-12.01		65/570	65	55	55/480
Primera Hatchback 1.9 D Turbo [P12E]	01.03-07.10		75/680	75		
Primera Hatchback 2.0 [P12E]	05.02-07.10		65/570	65	55	55/480
Primera Hatchback 2.0 i [P10E]	06.90-05.93		45/400	45	55	55/480
Primera Hatchback 2.0 i [P11E]	06.96-12.01		65/570	65	55	55/480
Primera Hatchback 2.2 D Turbo [P12E]	05.02-09.10		75/680	75		
Primera Sedan 1.6 [P10E]	06.90-05.93		45/400	45	55	55/480
Primera Sedan 1.6 i [P11E]	06.96-12.01		65/570	65	55	55/480
Primera Sedan 1.8 i [P11E]	06.96-12.01		65/570	65	55	55/480
Primera Sedan 2.0 i [P10E]	06.90-05.93		45/400	45	55	55/480
Primera Sedan 2.0 i [P11E]	06.96-06.10		65/570	65	55	55/480
Primera Wagon 1.6, 1.8 [P12E]	06.96-06.10		65/570	65	55	55/480
Primera Wagon 1.6 i, 1.8 i [WP11E]	06.96-06.10		65/570	65	55	55/480
Primera Wagon 1.9 D Turbo [P12E]	01.03-07.10		75/680	75		
Primera Wagon 2.0 [P12E]	12.01-07.10		65/570	65	55	55/480
Primera Wagon 2.0 D Turbo [WP11E]	01.98-12.01		75/680	75		
Primera Wagon 2.0 i [WP11E]	01.98-12.01		65/570	65	55	55/480
Primera Wagon 2.2 D Turbo [P12E]	12.01-09.10		75/680	75		
Qashqai 1.5 dCi [J10]	12.06→	BAD	75/680	75		
Qashqai 1.6 [J10]	12.06→		45/400	45	55	55/480
Qashqai 2.0 [J10]	12.06→	BAD	65/570	65	55	55/480
Qashqai 2.0 dCi, -4x4 [J10]	04.07→	BAD	75/680	75		
Qashqai 2.0 4x4 [J10]	12.06→	BAD	65/570	65	55	55/480
Qashqai+2 1.5 dCi [JJ10]	08.08→	BAD	75/680	75		
Qashqai+2 2.0 [JJ10]	08.08→	BAD	65/570	65	55	55/480
Qashqai+2 2.0 dCi, -4x4 [JJ10]	08.08→	BAD	75/680	75		
Qashqai+2 2.0 4x4 [JJ10]	08.08→	BAD	65/570	65	55	55/480
Terrano II 3.0 D Turbo 4x4 [R20]	02.02-12.06		65/570	65	55	55/480
Tiida 1.5 dCi [C11]	02.07-03.10	BAD	65/570	65	55	55/480
Tiida 1.6, 1.8, 1.8 i [C11]	01.05→	BAD	45/400	45	55	55/480
Tiida Hatchback 1.5 dCi [C11]	03.07→	BAD	65/570	65	55	55/480
Tiida Hatchback 1.6 [C11]	03.07→	BAD	45/400	45	55	55/480
Tiida Hatchback 1.8 [C11]	03.07→	BAD	45/400	45	55	55/480
X-Trail 2.0 4x2 [T30]	06.01-03.07		75/680	75		
X-Trail 2.0 4x4, 2.5 4x4 [T30]	06.01-03.07		75/680	75		

OPEL

Agila 1.0 i, 1.0 Twinport, 1.2 i, 1.2 Twinport, 1.3 CDTI [A] [B]	06.00→		45/400	45	55	55/480
Agila 1.2 [B]	11.10→	A	65/570	65		
Agila 1.3 CDTI [B]	03.08→		55/480	55	65	65/570
Astra 1.2 i [G]	09.97-09.03		45/400	45	55	55/480
Astra 1.2 i Twinport, 1.3 CDTI [H]	08.05-03.10		45/400	45	55	55/480
Astra 1.3 CDTI [J]	09.09→		45/400	45	55	55/480
Astra 1.4 i [F]	09.91-02.98		45/400	45	55	55/480
Astra 1.4 i [G]	09.97-09.00		45/400	45	55	55/480
Astra 1.4 i, -Turbo [J]	09.09→		45/400	45	55	55/480
Astra 1.4 Twinport [G]	09.03-01.04		45/400	45	55	55/480
Astra 1.4 Twinport, 1.6 [H]	03.04-03.10		45/400	45	55	55/480
Astra 1.6 i [F]	09.91-02.98		45/400	45	55	55/480

Fahrzeugtyp	Baujahr von-bis	Info	Ah/A (EN)	CARTEC	Ah/A (EN) Alternativ
Astra 1.6 i [G]	09.97-01.04		45/400	45	55 55/480
Astra 1.6 i, -Turbo [J]	09.09→		45/400	45	55 55/480
Astra 1.6 i Twinport [G]	03.03-01.04		45/400	45	55 55/480
Astra 1.6 Turbo, Twinport [H]	03.04-03.10		45/400	45	55 55/480
Astra 1.7 CDTI [G]	03.03-01.04		75/680	75	65 65/570
Astra 1.7 CDTI [H]	03.04-03.10		55/480	55	65 65/570
Astra 1.7 CDTI [J]	09.09→		75/680	75	65 65/570
Astra 1.7 DT, DTI [G]	03.98-01.04		75/680	75	65 65/570
Astra 1.7 TD [F]	12.91-02.98		55/480	55	65 65/570
Astra 1.8 i [F]	09.91-08.98		45/400	45	55 55/480
Astra 1.8 i [G]	09.97-01.04		55/480	55	65 65/570
Astra 1.8 i, 1.9 CDTI [H]	03.04-03.10		55/480	55	65 65/570
Astra 2.0 CDTI [J]	09.09→		75/680	75	65 65/570
Astra 2.0 DT, DTI [G]	03.98-01.05		75/680	75	65 65/570
Astra 2.0 i [F]	09.91-02.98		45/400	45	55 55/480
Astra 2.0 i [G]	09.97-01.04		55/480	55	65 65/570
Astra 2.0 Turbo [H]	03.04-03.10		55/480	55	65 65/570
Astra 2.2 DTI, i [G]	09.00-01.04		75/680	75	65 65/570
Astra Cabrio 1.6 i [F]	09.92-08.97		45/400	45	55 55/480
Astra Cabrio 1.6 i, -Twinport [G]	09.00-08.05		45/400	45	55 55/480
Astra Cabrio 1.8 i [F]	09.94-08.98		45/400	45	55 55/480
Astra Cabrio 1.8 i [G]	09.00-08.05		55/480	55	65 65/570
Astra Cabrio 2.0 i [F]	09.91-02.98		45/400	45	55 55/480
Astra Cabrio 2.0 Turbo [G]	03.02-08.05		55/480	55	65 65/570
Astra Cabrio 2.2 DTI, i [G]	09.00-08.05		75/680	75	65 65/570
Astra Caravan 1.2 i [G]	09.97-09.03		45/400	45	55 55/480
Astra Caravan 1.2 Twinport, 1.3 CDTI [H]	08.05-03.10		45/400	45	55 55/480
Astra Caravan 1.4 i [F]	09.91-02.98		45/400	45	55 55/480
Astra Caravan 1.4 i [G]	09.97-09.00		45/400	45	55 55/480
Astra Caravan 1.4 Twinport [H]	08.04-03.10		45/400	45	55 55/480
Astra Caravan 1.6 [H]	03.07→		45/400	45	55 55/480
Astra Caravan 1.6 i [F]	09.91-02.98		45/400	45	55 55/480
Astra Caravan 1.6 i [G]	09.97-06.04		45/400	45	55 55/480
Astra Caravan 1.6 i CNG, -Twinport [G]	09.97-06.04		45/400	45	55 55/480
Astra Caravan 1.6 Turbo [H]	09.07-03.10		45/400	45	55 55/480
Astra Caravan 1.6 Twinport [H]	08.04-03.10		45/400	45	55 55/480
Astra Caravan 1.7 CDTI [G]	03.03-06.04		75/680	75	65 65/570
Astra Caravan 1.7 CDTI [H]	08.04→		55/480	55	65 65/570
Astra Caravan 1.7 D [F]	12.91-08.94		55/480	55	65 65/570
Astra Caravan 1.7 DT, DTI [G]	03.98-06.04		75/680	75	65 65/570
Astra Caravan 1.7 TD [F]	12.91-02.98		55/480	55	65 65/570
Astra Caravan 1.8 [H]	01.11→		45/400	45	55 55/480
Astra Caravan 1.8 i [F]	09.91-08.98		45/400	45	55 55/480
Astra Caravan 1.8 i [G]	09.97-06.04		55/480	55	65 65/570
Astra Caravan 1.8 i, 1.9 CDTI [H]	08.04-03.10		55/480	55	65 65/570
Astra Caravan 2.0 DT, DTI, DTL [G]	03.98-06.04		75/680	75	65 65/570
Astra Caravan 2.0 i [F]	09.91-02.98		45/400	45	55 55/480
Astra Caravan 2.0 i [G]	09.97-06.04		55/480	55	65 65/570
Astra Caravan 2.0 Turbo [H]	08.04-03.10		55/480	55	65 65/570
Astra Caravan 2.2 DTI [G]	09.00-06.04		75/680	75	65 65/570
Astra Caravan 2.2 i [G]	09.00-06.04		75/680	75	65 65/570
Astra Coupé 1.8 i, 2.0 Turbo [G]	09.97-02.05		55/480	55	65 65/570
Astra Coupé 2.2 i [G]	09.00-02.05		75/680	75	65 65/570
Astra GTC 1.3 CDTI, 1.4 Twinport [H]	03.05-09.09		45/400	45	55 55/480
Astra GTC 1.6 i [H]	03.05→		45/400	45	55 55/480
Astra GTC 1.6 Turbo [H]	01.11→		45/400	45	55 55/480
Astra GTC 1.6 Twinport [H]	03.05-03.08		45/400	45	55 55/480
Astra GTC 1.7 CDTI [H]	09.05-03.07		55/480	55	65 65/570
Astra GTC 1.7 CDTI [H]	02.07→		75/680	75	65 65/570
Astra GTC 1.8 i [H]	03.05→		45/400	45	55 55/480
Astra GTC 1.9 [H]	07.05-07.10		55/480	55	65 65/570
Astra GTC 1.9 CDTI, 2.0 Turbo [H]	03.05-09.09		55/480	55	65 65/570
Astra TwinTop 1.6 i, 1.6 i Turbo, 1.6 Turbo, 1.8 i [H]	09.05→		45/400	45	55 55/480
Astra TwinTop 1.9 CDTi, 2.0 i Turbo [H]	09.05→		55/480	55	65 65/570
Calibra 2.0 i, 2.0 i Turbo	06.90-03.97		55/480	55	65 65/570
Calibra 2.5 i V6	06.90-03.97		55/480	55	65 65/570
Campo Pick-Up 2.5 D [TF0]	02.89-08.02		75/680	75	65 65/570
Campo Pick-Up 2.5 DI, 3.1 TDS [TF1]	02.89-08.02		75/680	75	65 65/570
Combo 1.3 CDTI [Tour]	09.04→		55/480	55	65 65/570
Combo 1.4 i	09.94-10.01		45/400	45	55 55/480
Combo 1.4 i	09.94→		45/400	45	55 55/480
Combo 1.4 i	04.96-10.01		45/400	45	55 55/480
Combo 1.4 i	08.08→		45/400	45	55 55/480
Combo 1.4 i Twinport, 1.6 CNG, 1.6 i [Tour]	09.94→		45/400	45	55 55/480
Combo 1.7 CDTI, -DI, -DTI [Tour]	09.94→		55/480	55	65 65/570
Combo 1.7 D	09.94→		55/480	55	65 65/570
Corsa 1.0 i [B]	09.96-09.00		45/400	45	55 55/480
Corsa 1.0 i [B], 1.0 i 12V [C]	09.96-08.03		45/400	45	55 55/480

A Für Fahrzeuge mit Start-/Stopp-Automatik
BAD Achtung: Batteriewechsel muss mit Diagnosetester am Steuergerät angemeldet werden.



Fahrzeugtyp	Baujahr von–bis	Info	Ah/A (EN)	CARTEC	Alternativ	Ah/A (EN)
OPEL						
Corsa 1.0 S [A]	09.82-08.94		45/400	45	55	55/480
Corsa 1.0 Twinport [C]	09.03-09.06		45/400	45	55	55/480
Corsa 1.2 [A]	01.87-08.94		45/400	45	55	55/480
Corsa 1.2 i [A]	09.90-08.94		45/400	45	55	55/480
Corsa 1.2 i [B]	03.93-08.00		45/400	45	55	55/480
Corsa 1.2 i Twinport [C]	07.04-09.06		45/400	45	55	55/480
Corsa 1.2 i Twinport [D]	07.06→		45/400	45	55	55/480
Corsa 1.2 i 16V [C]	09.00-06.04		45/400	45	55	55/480
Corsa 1.2 LPG [D]	09.09→		45/400	45	55	55/480
Corsa 1.3 CDTI [C]	09.03-09.06		55/480	55	65	65/570
Corsa 1.3 CDTI [D]	07.06→		75/680	75	65	65/570
Corsa 1.3 i [A]	09.85-12.92		45/400	45	55	55/480
Corsa 1.4 i	01.00→		45/400	45	55	55/480
Corsa 1.4 i [A]	01.90-08.94		45/400	45	55	55/480
Corsa 1.4 i [B]	03.93-09.00		45/400	45	55	55/480
Corsa 1.4 i Sail	03.93→		45/400	45	55	55/480
Corsa 1.4 i 16V [C]	03.93→		45/400	45	55	55/480
Corsa 1.4 LPG [D]	09.09→		45/400	45	55	55/480
Corsa 1.4 Twinport [C]	09.03-09.06		45/400	45	55	55/480
Corsa 1.4 Twinport [D]	07.06→		45/400	45	55	55/480
Corsa 1.5 TD, XTD [B]	03.93-08.00		55/480	55	65	65/570
Corsa 1.6 i GSI [B]	03.93-08.99		45/400	45	55	55/480
Corsa 1.6 i OPC Turbo [D]	02.07→		45/400	45	55	55/480
Corsa 1.6 i Turbo [D]	02.07→		45/400	45	55	55/480
Corsa 1.7 CDTI [C]	09.03-09.06		55/480	55	65	65/570
Corsa 1.7 CDTI [D]	07.06→		75/680	75	65	65/570
Corsa 1.7 D [B]	03.93-08.03		55/480	55	65	65/570
Corsa 1.7 DI, DTI [C]	03.93-08.03		55/480	55	65	65/570
Corsa 1.8 i 16V [C]	09.01-08.05		45/400	45	55	55/480
Frontera 2.0 i, 2.2 i, 2.3 TD, 2.4 i [A]	09.91-09.04		75/680	75		
Frontera 2.2 DTI, 2.2 i, 3.2 i [B]	09.91-09.04		75/680	75		
GT 2.0 Turbo [B]	06.07-12.09		75/680	75	65	65/570
Insignia 1.6 [68], 1.6 [69], 1.8 [69]	09.08→		55/480	55	65	65/570
Insignia 2.0 CDTI [68], [69]	09.08→		75/680	75		
Insignia 2.0 CDTI 4x4 [68], [69]	09.08→		75/680	75		
Insignia 2.0 Turbo 4x4 [68], [69]	09.08→		75/680	75	65	65/570
Insignia Sports Tourer 1.6, 1.8 [35]	02.09→		55/480	55	65	65/570
Insignia Sports Tourer 2.0 CDTI, -4x4 [35]	02.09→		75/680	75		
Insignia Sports Tourer 2.0 Turbo 4x4 [35]	02.09→		75/680	75	65	65/570
Kadett 1.3 - 1.8 i [E]	09.84-08.91		45/400	45	55	55/480
Kadett 2.0 i [E]	09.86-08.91		55/480	55	65	65/570
Meriva 1.3 CDTI [A], [B], 1.4 i Twinport [A], 1.6 i [A]	03.03→		55/480	55	65	65/570
Meriva 1.6 i OPC Turbo [A]	09.05-03.10		45/400	45	55	55/480
Meriva 1.6 i 16V Twinport [A]	03.03-03.10		55/480	55	65	65/570
Meriva 1.7 CDTI, DTI [A]	03.03-03.10		75/680	75	65	65/570
Meriva 1.8 i 16V [A]	03.03-03.10		55/480	55	65	65/570
Movano 2.5 DTI [A]	10.01-03.10		95/850	95	85	85/800
Omega 2.0 DTI Turbo [B]	09.97-08.00		75/680	75	65	65/570
Omega 2.0 i [A], [B]	09.86-08.99		55/480	55	65	65/570
Omega 2.2 DTI [B]	09.99-09.03		75/680	75	65	65/570
Omega 2.2 i [B]	09.99-09.03		75/680	75	65	65/570
Omega 2.4 i [A]	09.88-03.94		55/480	55	65	65/570
Omega 2.5 i [B]	04.94-11.00		75/680	75	65	65/570
Omega 2.6 i [A]	09.90-03.94		55/480	55	65	65/570
Omega 2.6 i [B]	09.00-09.03		75/680	75	65	65/570
Omega 3.0 i [A], [B]	09.89-03.94		55/480	55	65	65/570
Omega 3.2 i [B]	04.94-09.03		75/680	75	65	65/570
Senator 3.0 i [B]	01.88-09.93		55/480	55	65	65/570
Senator 3.0 i 24V [B]	01.88-09.93		55/480	55	65	65/570
Signum 1.8 i	05.03-09.08		55/480	55	65	65/570
Signum 1.9 CDTI, 2.0 Turbo, 2.2 Direct, 2.2 DTI, 2.8 V6 Turbo	05.03-09.08		75/680	75	65	65/570
Signum 3.0 CDTI	05.03-09.08		75/680	75	65	65/570
Signum 3.0 CDTI	09.05-09.08		95/850	95	85	85/800
Signum 3.2 V6, 2.2 i 16V	05.03-09.05		75/680	75	65	65/570
Sintra 2.2 TD, 3.0 i 24V	09.96-09.99	JEA	55/480	55	65	65/570
Speedster 2.2 i	09.00-09.06		45/400	45	55	55/480
Tigra 1.4 i, 1.6 i [A]	09.94-08.99		45/400	45	55	55/480
Tigra TwinTop 1.3 CDTI, 1.4 i, 1.8 i [B]	06.04-12.09		55/480	55	65	65/570
Vectra 1.6 i [A]	09.93-08.95		45/400	45	55	55/480
Vectra 1.6 i [B]	09.96-07.03		45/400	45	55	55/480
Vectra 1.6 i, -GTS [C]	09.01-10.08		65/570	65	55	55/480
Vectra 1.6 i KAT [A]	09.88-08.95		45/400	45	55	55/480
Vectra 1.6 i 16V [B]	09.95-09.02		45/400	45	55	55/480
Vectra 1.7 TD [A]	03.90-08.95		75/680	75	65	65/570
Vectra 1.8, 1.8 i [A]	09.89-08.95		45/400	45	55	55/480
Vectra 1.8 i [C]	09.01-10.08		65/570	65	55	55/480
Vectra 1.8 i GTS [C]	09.01-10.08		65/570	65	55	55/480
Vectra 1.8 i 16V [B]	09.95-09.00		45/400	45	55	55/480
Vectra 1.8 i 16V [B]	09.95-09.03		45/400	45	55	55/480
Vectra 2.0 DI [B]	09.96-08.02		75/680	75	65	65/570
Vectra 2.0 DTI [B]	09.96-08.02		75/680	75	65	65/570
Vectra 2.0 i [A]	09.88-09.02		55/480	55	65	65/570

Fahrzeugtyp	Baujahr von–bis	Info	Ah/A (EN)	CARTEC	Ah/A (EN)	
				Alternativ		
Vectra 2.0 i 16V [A], [B]	09.88-09.02		55/480	55	65	65/570
Vectra 2.0 Turbo GTS [C]	03.03-10.08		75/680	75		
Vectra 2.2 Direct, -GTS [C]	03.03-10.08		75/680	75		
Vectra 2.2 DTI [B]	09.00-09.03		75/680	75	65	65/570
Vectra 2.2 i [C]	09.01-09.05		75/680	75		
Vectra 2.2 i GTS [C]	09.01-09.05		75/680	75		
Vectra 2.2 i 16V [B]	02.93-09.03		55/480	55	65	65/570
Vectra 2.5 i [A]	02.93-09.03		55/480	55	65	65/570
Vectra 2.5 i V6 [B]	02.93-09.03		55/480	55	65	65/570
Vectra 3.2 i, -GTS [C]	08.02-09.05		75/680	75		
Vectra Caravan 1.6 i 16V [B]	09.96-09.02		45/400	45	55	55/480
Vectra Caravan 1.8 i [C]	09.03-10.08		65/570	65	55	55/480
Vectra Caravan 1.8 i 16V [B]	09.95-09.00		45/400	45	55	55/480
Vectra Caravan 1.8 i 16V [B]	09.95-09.03		45/400	45	55	55/480
Vectra Caravan 2.0 DI, DTI [B]	09.96-09.03		75/680	75	65	65/570
Vectra Caravan 2.0 i 16V [B]	09.95-09.02		55/480	55	65	65/570
Vectra Caravan 2.0 Turbo, 2.2 Direct [C]	09.03-10.08		75/680	75		
Vectra Caravan 2.2 DTI [B]	09.00-09.03		75/680	75	65	65/570
Vectra Caravan 2.2 i 16V [B]	09.00-09.03		55/480	55	65	65/570
Vectra Caravan 2.5 i V6 [B]	09.96-06.00		55/480	55	65	65/570
Vectra Caravan 3.2 i [C]	03.01→		75/680	75		
Vivaro 2.0 16V	03.01→		75/680	75		
Zafira 1.6 CNG [B]	09.05-03.10		45/400	45	55	55/480
Zafira 1.6 CNG Turbo [B]	03.09→		45/400	45	55	55/480
Zafira 1.6 i [A], [B]	09.99→		45/400	45	55	55/480
Zafira 1.6 i CNG [A]	09.99→		45/400	45	55	55/480
Zafira 1.7 CDTI [B]	03.08→		65/570	65	55	55/480
Zafira 1.8 i [A]	03.99-07.05		55/480	55	65	65/570
Zafira 1.8 i [B]	07.05-02.10		45/400	45	55	55/480
Zafira 1.9 CDTI [B]	07.05→		55/480	55	65	65/570
Zafira 2.0 DI [A]	03.99-07.05		75/680	75	65	65/570
Zafira 2.0 DTI [A]	03.99-07.05		75/680	75	65	65/570
Zafira 2.0 i Turbo [B]	09.01→		55/480	55	65	65/570
Zafira 2.0 Turbo [A]	09.01→		55/480	55	65	65/570
Zafira 2.2 [A], DTI	09.00-07.05		75/680	75	65	65/570
Zafira 2.2 i Direct [B]	07.05→		55/480	55	65	65/570

PEUGEOT

Bipper 1.4 HDi [A9]	02.08→		65/570	65	55	55/480
Bipper 1.4 i [A9]	02.08→		45/400	45	55	55/480
Bipper Tepee 1.3 HDi 75	10.10→	A	65/570	65		
Boxer 2.0, 2.2 HDi [U5]	02.94-05.06		75/680	75		
Boxer 2.5 D [U3]	02.94-02.02		95/850	95	85	85/800
Boxer 2.5 D [U3]	02.94-05.06		75/680	75		
Boxer 2.5 D Turbo [U3]	02.94-02.02		75/680	75		
Boxer 2.5 TDi [U3]	10.96-05.06		95/850	95	85	85/800
Boxer 2.8 HDi [U3], [U5]	10.96-05.06		95/850	95	85	85/800
Expert 1.6 HDi [G9]	02.07→		75/680	75		
Expert 1.9 D, Turbo [U64]	09.95-05.00		65/570	65	55	55/480
Expert 2.0 HDi [G9]	10.99→		75/680	75		
Expert 2.0 HDi [U64]	10.99→		75/680	75		
Expert 2.0 i 16V [G9]	10.99→		75/680	75		
J 5 2.5 D, Turbo	09.81-12.93		95/850	95	85	85/800
Partner 1.1 i [M4]	07.96-04.08		45/400	45	55	55/480
Partner 1.4, 1.4 i [M4], [M5]	07.96-04.08		45/400	45	55	55/480
Partner 1.6 HDi [M5]	09.05-04.08		65/570	65	55	55/480
Partner 1.6 i 16V [B9]	05.08→		55/480	55	65	65/570
Partner 1.6 i 16V, 1.8 i [M4], [M5]	03.97-04.08		45/400	45	55	55/480
Partner 1.9 D [M4], [M5]	07.96-03.07		65/570	65	55	55/480
Partner 2.0 HDi [M4], [M5]	07.96-03.07		65/570	65	55	55/480
Partner Tepee 1.6 HDi 90	04.10→	A	75/680	75		
106 1.4 i [S1], [S2]	12.92-05.05		45/400	45	55	55/480
106 1.5 D [S2]	05.96-05.05		65/570	65	55	55/480
106 1.6 i [S2]	07.88-05.05		45/400	45	55	55/480
205 1.1 i, 1.4 i, 1.6 i	07.88-05.05		45/400	45	55	55/480
205 1.9 D	10.87-09.98		75/680	75		
205 1.9 i	10.87-10.94		45/400	45	55	55/480
206 1.1 i [T1]	06.98-10.05		45/400	45	55	55/480
206 1.4 HDi [T1]	09.01-02.09		65/570	65	55	55/480
206 1.4 i, 1.4 16V [T1]	06.98-02.09		45/400	45	55	55/480
206 1.6 HDi [T1]	05.04-03.07		65/570	65	55	55/480
206 1.6 i, 16V [T1]	06.98-08.07		45/400	45	55	55/480
206 1.9 D [T1]	06.98-03.07		65/570	65	55	55/480
206 2.0 Hdi, 2.0 i RC, 2.0 i S16, CC 1.6 HDi [T1]	06.98-03.07		65/570	65	55	55/480
206 CC 1.6 i 16V [T1]	09.00-03.07		45/400	45	55	55/480
206 CC 2.0 i S16, Sedan 1.6 i 16V [T1]	09.00-12.10		65/570	65	55	55/480
206 SW 1.1 i [T1]	03.02-10.05		45/400	45	55	55/480
206 SW 1.4 HDi [T1]	03.02-12.06		65/570	65	55	55/480
206 SW 1.4 i, 1.4 i 16V [T1]	03.02-12.06		45/400	45	55	55/480
206 SW 1.6 HDi [T1]	05.04-12.06		65/570	65	55	55/480
206 SW 1.6 i 16V [T1]	03.02-12.06		45/400	45	55	55/480

A Für Fahrzeuge mit Start-/Stopp-Automatik
JEA Je nach Erstausrüstung-Bestückung



Fahrzeugtyp	Baujahr von–bis	Info	Ah/A (EN)	CARTEC	Ah/A (EN) Alternativ
PEUGEOT					
206 SW 2.0 HDi [T1]	03.02-10.05		65/570	65	55 55/480
207 1.4 HDi [A7]	05.06-04.10	BAD	65/570	65	55 55/480
207 1.4 i [A7]	05.06-06.09		45/400	45	55 55/480
207 1.4 i 16V [A7]	05.06-06.08		45/400	45	55 55/480
207 1.4 VTi [A7]	07.09→		45/400	45	55 55/480
207 1.6 HDi [A7]	05.06-04.11		65/570	65	55 55/480
207 1.6 i, 1.6 i RC [A7]	05.06-02.11		45/400	45	55 55/480
207 1.6 i THP [A7]	04.10→		45/400	45	55 55/480
207 CC 1.6 Hdi, 1.6 i [A7]	03.07→		65/570	65	55 55/480
207 SW 1.4 i [A7], Vti	06.07→		45/400	45	55 55/480
207 SW 1.6 HDi [A7]	06.07→		65/570	65	55 55/480
207 SW 1.6 i [A7]	06.07→		45/400	45	55 55/480
306 1.1 i [N3]	01.93-10.03		45/400	45	55 55/480
306 1.4 i, 1.6 i, 1.8 i, 1.8 i 16V [N3], [N5]	01.93-10.03		45/400	45	55 55/480
306 1.9 D [N3] + Turbo	05.93-04.97		65/570	65	55 55/480
306 2.0 HDi [N5]	06.99-10.03		65/570	65	55 55/480
306 Break 1.4 [N5], 1.4 i, 1.6 i, 1.8 i 16 V	05.97-03.02		45/400	45	55 55/480
306 Break 1.9 D Turbo [N5]	05.97-03.02		65/570	65	55 55/480
306 Break 2.0 HDi [N5]	05.97-03.02		65/570	65	55 55/480
306 Cabriolet 1.6 i [N5]	01.93-10.03		45/400	45	55 55/480
306 Cabriolet 1.8 i [N3]	01.93-10.03		45/400	45	55 55/480
306 Cabriolet 1.8 i 16V [N5]	01.93-10.03		45/400	45	55 55/480
306 Cabriolet 2.0 i [N3]	01.93-10.03		45/400	45	55 55/480
306 Cabriolet 2.0 i 16V [N5]	01.93-10.03		45/400	45	55 55/480
307 1.4 Hdi, 1.6 Hdi, 2.0 Hdi, i [T5, T6]	08.00→		65/570	65	55 55/480
307 Break/SW 1.6 Hdi, 2.0 Hdi, i [T5, T6]	08.00→		65/570	65	55 55/480
307 CC 2.0 Hdi, 2.0 i, i Sport [T5, T6]	08.00→		65/570	65	55 55/480
308 1.4 i [T7]	08.00→		65/570	65	55 55/480
308 1.6 Hdi [4A_, 4C_]	12.09→	A	75/680	75	
308 1.6 Hdi, 2.0 Hdi [T7]	09.07→		75/680	75	
308 1.6 i [T7]	09.07→		65/570	65	55 55/480
308 2.0 i, SW 1.6 i [T7]	05.08→		65/570	65	55 55/480
308 SW 1.6 16V	09.07→	A	65/570	65	
308 SW 1.6 HDi	12.09→	A	75/680	75	
309 1.1 i, 1.4 i, 1.6 i	06.90-06.04		45/400	45	55 55/480
405 Break 1.6 i [4]	06.90-06.04		45/400	45	55 55/480
406 1.6 i, 1.8 i 16 V [D8]	06.90-06.04		45/400	45	55 55/480
406 1.8 i, 1.8 i 16 V [D9]	06.90-06.04		45/400	45	55 55/480
406 2.0 HDi [D9]	04.99-06.04		65/570	65	55 55/480
406 2.0 i 16V [D8], [D9]	10.95-06.04		45/400	45	55 55/480
406 Break 1.8 i 16V [D8], [D9]	10.95-06.04		45/400	45	55 55/480
406 Break 2.0 HDi [D9]	04.99-06.04		65/570	65	55 55/480
406 Break 2.0 i 16V [D8], [D9]	10.96-06.04		45/400	45	55 55/480
406 Break 2.1 D Turbo [D8]	10.96-03.99		65/570	65	55 55/480
406 Break 2.2 HDi [D9]	03.00-06.04		65/570	65	55 55/480
406 Coupé 2.0 i 16V [D8]	03.97-03.99		45/400	45	55 55/480
406 Coupé 2.2 HDi [D9]	03.00-02.05		75/680	75	
406 Coupé 3.0 i [D8], [D9]	03.97-03.99		65/570	65	55 55/480
407 1.6 HDi [D2]	05.04→	BAD	75/680	75	
407 1.8 i [D2]	05.04→	BAD	45/400	45	55 55/480
407 2.0 HDi [D2]	05.04→	BAD	75/680	75	
407 2.0 i [D2]	05.04→	BAD	65/570	65	55 55/480
407 2.2 HDi [D2]	05.06→	BAD	75/680	75	
407 2.2 i [D2]	05.04-06.09	BAD	65/570	65	55 55/480
407 2.7 HDi [D2]	05.04-06.09	BAD	65/570	65	55 55/480
407 Coupé 2.0 HDi [D2]	07.07-06.09		75/680	75	
407 Coupé 2.2 i [D2]	10.05-06.09	BAD	65/570	65	55 55/480
407 Coupé 2.7 HDi [D2]	10.05-06.09	BAD	75/680	75	
407 Coupé 3.0 i [D2]	10.05-06.09	BAD	65/570	65	55 55/480
407 SW 1.6 HDi [D2]	05.04→	BAD	75/680	75	
407 SW 1.8 i [D2]	10.05→	BAD	45/400	45	55 55/480
407 SW 2.0 HDi [D2]	05.04→	BAD	75/680	75	
407 SW 2.0 i [D2]	05.04→	BAD	65/570	65	55 55/480
407 SW 2.2 HDi [D2]	09.06→	BAD	75/680	75	
407 SW 2.2 i [D2]	05.04-06.09	BAD	65/570	65	55 55/480
407 SW 2.7 HDi [D2]	05.04-06.09	BAD	65/570	65	55 55/480
508 1.6 HDi	11.10→	A	75/680	75	
607 2.0 HDi [Z9]	12.94→		75/680	75	
607 2.2 Hdi, 2.2 i 16 V, 2.7 HDi, 3.0 i [Z8], [Z9]	12.94→		75/680	75	
806 1.9 D Turbo [U60]	12.94→		75/680	75	
806 2.0 HDi [U60]	12.94→		75/680	75	
806 2.0 i [U60]	06.94-08.02		65/570	65	55 55/480
806 2.0 i Turbo + 16 V [U60]	06.94-08.02		65/570	65	55 55/480
806 2.1 D Turbo [U60]	04.96-08.00		75/680	75	
807 2.0 HDi, 2.0 i 16 V, 2.2 Hdi, 2.2 i 16 V [V2]	06.02-05.10		75/680	75	
1007 1.4 HDi [A8]	04.05-01.09		65/570	65	55 55/480
1007 1.4 i [A8]	04.05→		45/400	45	55 55/480
1007 1.6 HDi [A8]	03.07→		65/570	65	55 55/480
1007 1.6 i [A8]	04.05-01.09		45/400	45	55 55/480
3008 1.6 HDi	08.10→	A	75/680	75	
3008 1.6 i, 2.0 HDi [T8]	05.09→		55/480	55	65 65/570
5008 1.6 HDi	08.10→	A	75/680	75	
5008 1.6 i THP, 2.0 HDi [T8]	05.09→		55/480	55	65 65/570

Fahrzeugtyp	Baujahr von-bis	Info	Ah/A (EN)	CARTEC	Ah/A (EN) Alternativ
PORSCHE					
911 3.4 24V Carrera, -Cabriolet, Carrera 4 [996]	08.86→		75/680	75	
911 3.6 Carrera [993] [996] [997]	08.86→		75/680	75	
911 3.6 Carrera Cabriolet [996] [997]	08.86→		75/680	75	
911 3.6 Carrera 2 [964]	08.86→		75/680	75	
911 3.6 Carrera 2RS [964]	08.86→		75/680	75	
911 3.6 Carrera 4 [964] [993] [996] [997]	08.86→		75/680	75	
911 3.6 Carrera 4 Cabriolet [996] [997]	08.86→		75/680	75	
911 3.6 Carrera 4S [993]	08.86→		75/680	75	
911 3.6 GT2 [997]	08.86→		75/680	75	
911 3.6 GT3 [997 GT3]	08.86→		75/680	75	
911 3.6 Targa, Targa 4 [993] [997]	08.86→		75/680	75	
911 3.6 Turbo Carrera Cabriolet 4x4 [997]	08.86→		75/680	75	
911 3.6 Turbo Carrera 4x4 [997]	08.86→		75/680	75	
911 3.6 Turbo Coupé 4x4 [996T/GT2/GT3]	08.86→		75/680	75	
911 3.8 Carrera Cabriolet [997]	08.86→		75/680	75	
911 3.8 Carrera RS [993]	08.86→		75/680	75	
911 3.8 Carrera S, -Cabriolet [997]	08.86→		75/680	75	
911 3.8 Carrera 4S, - Cabriolet [997]	08.86→		75/680	75	
911 3.8 GT3, GT3 RS [997 GT3]	08.86→		75/680	75	
911 3.8 Speedster [997]	08.86→		75/680	75	
911 3.8 Targa 4S [997]	08.86→		75/680	75	
928 5.0 S4, 5.4 GTS	08.86→		75/680	75	
944 2.5 Turbo	09.87-07.91	VAD	55/480	55	65 65/570
944 3.0 S2	12.88-11.95	VAD	75/680	75	65 65/570
968 3.0	12.88-11.95	VAD	75/680	75	65 65/570

RENAULT

Clio I 1.2 i, 1.4, 1.4 i [X57]	04.90-02.98		45/400	45	55 55/480
Clio I 1.9 D	03.96→		75/680	75	
Clio II 1.2, 1.2 i, 1.2 i 16V, 1.2 16V, 1.4 i, 1.4 i 16V [BB./CB./SB.]	03.98→		45/400	45	55 55/480
Clio II 1.5 dCi [BB./CB./SB.]	06.01-10.07		75/680	75	
Clio II 1.6 i, 1.6 i 16V, 2.0 16V [BB./CB./SB.]	03.98-10.07		45/400	45	55 55/480
Clio II 1.9 D DTI [BB./CB./SB.]	03.99-10.07		65/570	65	55 55/480
Clio III 1.2, 1.2 Tce, 1.4 [BR/CR]	06.05→		55/480	55	65 65/570
Clio III 1.5 dCi [BR/CR]	06.05→		75/680	75	65 65/570
Clio III 1.6, 2.0, 2.0 Sport [BR/CR]	06.05→		55/480	55	65 65/570
Clio III Grandtour 1.2 [KR]	08.07→		45/400	45	55 55/480
Clio III Grandtour 1.2 TCe [KR]	08.07→		55/480	55	65 65/570
Clio III Grandtour 1.5 dCi, 1.6, 1.6 16V [KR]	08.07→		65/570	65	55 55/480
Espace I 2.2 i [J11/J13]	07.86-12.90		45/400	45	55 55/480
Espace II 2.2 i, 2.9 i [J63]	01.91-09.96		75/680	75	
Espace III 2.0 i, 2.0 i GPL, 2.0 i 16V [JE0]	10.96-10.02		65/570	65	55 55/480
Espace III 2.2 D Turbo, 2.2 dCi, 3.0 i V6, 3.0 i V6 24V [JE0]	10.96-10.02		75/680	75	
Espace IV 2.0, 2.0 Tce, 3.5 [JK]	11.02→		75/680	75	65 65/570
Espace IV 2.0 Tce, 2.0 Turbo, 2.0 16V [JK0]	11.02→		75/680	75	65 65/570
Express, Extra, Rapid 1.2 i, 1.4 i [F40]	09.91-10.97		45/400	45	55 55/480
Express, Extra, Rapid 1.6 D [F40]	03.86-03.97		75/680	75	
Express, Extra, Rapid 1.9 D [F40]	09.94-03.97		75/680	75	
Fluence 1.5 dCi [L38]	11.09→		75/680	75	
Fluence 1.6 [L38]	11.09→		45/400	45	55 55/480
Kangoo 1.9 D	01.99→		65/570	65	55 55/480
Kangoo I 1.2 GPL, 1.2 i, 1.4 i [FC./KC.]	10.97-12.07		45/400	45	55 55/480
Kangoo I 1.5 DCI [FC./KC.]	05.00-12.07		75/680	75	
Kangoo I 1.6 i, 1.6 i 4x4 [FC./KC.]	06.00-12.07		45/400	45	55 55/480
Kangoo I 1.9 D, DCI, DCI 4x4, DTI, DTI 4x4 [FC./KC.]	10.97-12.07		65/570	65	55 55/480
Kangoo II 1.5 DCI [FW/KW]	01.08→		75/680	75	
Kangoo II 1.6, 1.6 16V [FW/KW]	01.08→		45/400	45	55 55/480
Koleos 2.0 dCi [HY]	09.08→		75/680	75	
Koleos 2.0 dCi 4x4 [HY]	09.08→		75/680	75	
Laguna I 1.6 i 16V [B56]	05.98-02.01		75/680	75	
Laguna I 1.8 i [B56]	01.94-03.01		45/400	45	55 55/480
Laguna I 1.8 i 16V [B56]	05.98-02.01		75/680	75	65 65/570
Laguna I 2.0 i, 2.0 i 16V [B56]	01.94-02.01		65/570	65	55 55/480
Laguna I Grandtour 1.6 i 16V [K56]	05.98-02.01		75/680	75	
Laguna I Grandtour 1.8 i, 1.8 16V [K56]	09.95-02.01		45/400	45	55 55/480
Laguna I Grandtour 1.9 DCI [K56]	03.98-02.01		75/680	75	65 65/570
Laguna I Grandtour 1.9 DTI [S56]	03.98-02.01		75/680	75	65 65/570
Laguna I Grandtour 2.0 i, 2.0 i 16V [K56]	09.95-02.01		65/570	65	55 55/480
Laguna II 1.6 16V, 1.8 i 16V [BG.]	03.01-09.07		55/480	55	65 65/570
Laguna II 1.9 DCI [BG.]	03.01-09.07		75/680	75	65 65/570
Laguna II 2.0 16V, -IDE [BG.]	03.01-09.07		55/480	55	65 65/570
Laguna II 3.0 V6 24V [BG.]	03.01-09.07		75/680	75	65 65/570
Laguna II Grandtour 1.6 16V, 1.8 16V [KG.]	03.01-09.07		55/480	55	65 65/570
Laguna II Grandtour 1.9 DCI, 2.0 DCI [KG.]	03.01-09.07		75/680	75	65 65/570
Laguna II Grandtour 2.0 16V [KG.]	03.01-09.07		55/480	55	65 65/570
Laguna II Grandtour 2.0 16V IDE [KG.]	03.01-09.07		55/480	55	65 65/570
Laguna II Grandtour 2.2 DCI, 3.0 V6 24V [KG.]	03.01-09.07		75/680	75	65 65/570
Laguna III 1.6, 2.0 [BT]	10.07→		65/570	65	55 55/480
Laguna III 2.0 DCI [BT]	02.08→		75/680	75	

A Für Fahrzeuge mit Start-/Stopp-Automatik
 BAD Achtung: Batteriewechsel muss mit Diagnosetester am Steuergerät angemeldet werden.
 VAD VW-Bodenleistenadapter erforderlich



Fahrzeugtyp	Baujahr von–bis	Info	Ah/A (EN)	CARTEC	Alternativ	Ah/A (EN)
-------------	-----------------	------	-----------	--------	------------	-----------

RENAULT

Laguna III 2.0 TCe [BT]	10.07→		65/570	65	55	55/480
Laguna III 2.0 TCe [BT]	02.08→		75/680	75		
Laguna III 3.5 [BT]	02.08→		65/570	65	55	55/480
Laguna III Coupé 2.0 DCi [DT]	02.08→		75/680	75		
Laguna III Coupé 2.0 TCe [DT]	02.08→		75/680	75		
Laguna III Coupé 3.5 [DT]	10.07→		65/570	65	55	55/480
Laguna III Grandtour 1.6, 2.0 [KT]	10.07→		65/570	65	55	55/480
Laguna III Grandtour 2.0 DCi [KT]	02.08→		75/680	75		
Laguna III Grandtour 2.0 TCe [KT]	10.07→		65/570	65	55	55/480
Laguna III Grandtour 2.0 TCe [KT]	02.08→		75/680	75		
Logan 1.4 [LS]	07.04→		65/570	65	55	55/480
Logan 1.6 [LS]	07.04→		65/570	65	55	55/480
Logan 1.6 16V [LS]	07.04→		65/570	65	55	55/480
Logan MCV 1.4 [KS/FS]	01.07→		45/400	45	55	55/480
Logan MCV 1.5 dCi [KS/FS]	01.07→		75/680	75		
Logan MCV 1.6, 1.6 16V [KS/FS]	01.07→		65/570	65	55	55/480
Master 1.9 dCi 80, 2.2 dCi 90, 2.5 D, 2.5 dCi 90, 100, 120 [X70]	10.97→		75/680	75		
Master 2.5 dCi 16V [ADCU]	10.97→		75/680	75		
Master 2.5 dCi 120 FAP	10.97→		75/680	75		
Master 2.5 dCi 150 FAP	10.97→		75/680	75		
Master 2.8 dTi 110, -120 [X70]	10.97-09.03		95/850	95	85	85/800
Master 3.0 dCi 140 [X70]	10.03-10.06		95/850	95	85	85/800
Mégane I 1.4 i, 1.4 i 16V, 1.6 i, 1.6 i 16V [X64]	01.96-09.03		45/400	45	55	55/480
Mégane I Cabrio 1.4 i 16V, 1.6 i [X64]	01.96-09.03		45/400	45	55	55/480
Mégane I Cabrio 1.6 i 16V [X64]	03.99-09.03		75/680	75		
Mégane I Classic 1.4 i 16V, 1.6 i [X64]	09.96-09.03		45/400	45	55	55/480
Mégane I Classic 1.6 i 16V [X64]	08.98-09.03		75/680	75	65	65/570
Mégane I Coupé 1.4 i 16V, 1.6 i [X64]	01.96-10.02		45/400	45	55	55/480
Mégane I Coupé 1.6 i 16V [X64]	03.99-10.02		75/680	75		
Mégane I Grandtour 1.4 i 16V [X64]	03.99-09.03		45/400	45	55	55/480
Mégane I Grandtour 1.6 i 16V [X64]	03.99-09.03		75/680	75		
Mégane I Grandtour 1.9 DCi [X64]	03.99-09.03		75/680	75		
Mégane II 1.4, 1.5 DCi, 1.6 16V, 1.9 DCi, 2.0 DCi, 2.0 16V [LM]	09.02-03.10		55/480	55	65	65/570
Mégane II Cabrio 1.5 DCi, 1.6 16V, 1.9 DCi, 2.0 DCi, T, 16V [EM]	09.02-03.10		55/480	55	65	65/570
Mégane II Grandtour 1.4 16V, 1.5 DCi, 1.6 16V, 1.9 DCi, 2.0 DCi, 16V [KM.]	09.02-03.10		55/480	55	65	65/570
Mégane II Grandtour 1.5 DCi, 1.6 16V [KM.]	09.02-03.10		55/480	55	65	65/570
Mégane II Grandtour 1.6 16V Flex-Fuel [KM.]	02.08-05.09		45/400	45	55	55/480
Mégane II Grandtour 1.9 DCi, 2.0 DCi, 2.0 16V [KM.]	11.02-05.09		55/480	55	65	65/570
Mégane II Hatchback 1.4 16V, 1.5 DCi, 1.6 16V, 1.9 DCi, 2.0 16V [BM./CM./GM./SM.]	11.02-05.09		55/480	55	65	65/570
Mégane III CC 1.9 dCi [EZ]	10.10→		75/680	75		
Mégane III Coupé 1.4 [DZ]	01.09→		45/400	45	55	55/480
Mégane III Coupé 1.5 dCi [DZ]	01.09→		55/480	55	65	65/570
Mégane III Coupé 1.6 [DZ]	01.09→		45/400	45	55	55/480
Mégane III Coupé 1.9 dCi [DZ]	01.09→		75/680	75	65	65/570
Mégane III Coupé 2.0 [DZ]	01.09→		55/480	55	65	65/570
Mégane III Coupé 2.0 dCi [DZ]	01.09→		75/680	75	65	65/570
Mégane III Coupé 2.0 TCe [DZ]	01.09→		55/480	55	65	65/570
Mégane III Grandtour 1.4 [KZ]	06.09→		45/400	45	55	55/480
Mégane III Grandtour 1.5 dCi [KZ]	06.09→		55/480	55	65	65/570
Mégane III Grandtour 1.6 [KZ]	06.09→		45/400	45	55	55/480
Mégane III Grandtour 1.9 dCi [KZ]	06.09→		75/680	75	65	65/570
Mégane III Grandtour 2.0 [KZ]	06.09→		55/480	55	65	65/570
Mégane III Grandtour 2.0 dCi [KZ]	06.09→		75/680	75	65	65/570
Mégane III Grandtour 2.0 TCe [KZ]	06.09→		55/480	55	65	65/570
Mégane III Hatchback 1.4, 1.5 dCi, 1.6 [BZ]	11.08→		45/400	45	55	55/480
Mégane III Hatchback 1.9 dCi, 2.0 [BZ]	11.08→		55/480	55	65	65/570
Mégane III Hatchback 2.0 TCe [BZ]	11.08→		75/680	75	65	65/570
Modus 1.2, 1.2 Tce, 1.6 [FP/JP]	09.04→		55/480	55	65	65/570
Modus 1.5 dCi [FP/JP]	09.04→		75/680	75	65	65/570
Safrane 2.2 i [B54]	04.92-09.96		65/570	65	55	55/480
Scénic I 1.4 i, 1.6 i, 1.8 i, 1.9DCi, -RX4, 1.9 DTI, 2.0 i, -RX4 [JA.]	11.96-04.09		55/480	55	65	65/570
Scénic II 1.4 16V, 1.5 DCi, 1.6 16V, 1.9 DCi, 2.0 DCi, 2, 0 16V, 2, 0 16V Turbo [JM]	11.96-04.09		55/480	55	65	65/570
Scénic III 1.4 [J95]	05.09→		45/400	45	55	55/480
Scénic III 1.5 dCi, 1.6 [J95]	05.09→		55/480	55	65	65/570
Scénic III 1.9 dCi, 2.0 dCi [J95]	05.09→		75/680	75	65	65/570
Trafic 1.9 DCi, 2.0, 2.0 DCi [EL./FL./JL.]	05.01→		75/680	75		
Trafic 2.1 D	09.94-10.97		75/680	75		
Trafic 2.2 i	09.94-10.97		65/570	65	55	55/480
Trafic 2.5 D	03.89-10.97		75/680	75		
Trafic 2.5 DCi [EL./FL./JL.]	06.02→		75/680	75		
Twingo I 1.2 i [C0./S0.]	03.93→		45/400	45	55	55/480
Twingo I 1.2 i [C0./S0.]	01.96-05.07		45/400	45	55	55/480
Twingo I 1.2 i 16V [C0./S0.]	03.93→		45/400	45	55	55/480
Twingo II 1.2, 1.2 Tce, 1.2 16V [CN/GN]	03.93→		45/400	45	55	55/480
Twingo II 1.5 dCi [CN/GN]	04.07→		65/570	65	55	55/480
Twingo II 1.6 R.S. [CN/GN]	07.07→		45/400	45	55	55/480
5 1.4, 1.4 i	10.84-12.01		45/400	45	55	55/480
19 1.4 i, 1.7 i [X53]	10.84-12.01		45/400	45	55	55/480

ROVER

Serie 200 214 i	10.84-12.01		45/400	45	55	55/480
Serie 200 214 16V Coupé	10.95-03.00		45/400	45	55	55/480
Serie 200 216 GTi 16V Cabrio	01.92-02.96		45/400	45	55	55/480

Fahrzeugtyp	Baujahr von-bis	Info	Ah/A (EN)	CARTEC	Ah/A (EN) Alternativ
Serie 400 414 Si 16V, 416 i 16V	05.95-03.00		45/400	45	55 55/480
Serie 400 420 SDI	10.95-03.00		55/480	55	65 65/570
Serie 600 618 i 16V, 620 i 16V	04.93-06.99		65/570	65	55 55/480
25 1.4 i 16V, 1.6 i 16V	02.00-05.05		65/570	65	55 55/480
25 2.0 iDT	02.00-05.05		75/680	75	
45 1.6 16V	02.00-05.05		45/400	45	55 55/480
45 1.8 16V	01.99-05.05		65/570	65	55 55/480
75 1.8 i 16V	01.99-05.05		65/570	65	55 55/480
75 2.0 CDT	01.99-12.02		75/680	75	
75 2.0 i 24V	01.99-05.05		65/570	65	55 55/480
75 2.5 i 24V, Tourer 2.0 CDT, Tourer 2.0 CDTi	01.99-05.05		75/680	75	

SAAB					
9-3 1.8 i, 1.8 T [9440], 1.8 T BioPower	09.02→		65/570	65	55 55/480
9-3 1.9 TiD, 1.9 TTiD [9440]	09.04→		75/680	75	
9-3 2.0 i 16V, -Turbo [9400]	03.98→		65/570	65	55 55/480
9-3 2.0 T, 2.0 T BioPower, 2.0 T Sport [9440]	03.98→		65/570	65	55 55/480
9-3 2.2 TiD [9440]	10.02-08.04		75/680	75	
9-3 2.2 16V D Turbo [9400]	03.98-09.02		95/850	95	85 85/800
9-3 2.8 T [9440]	03.98→		65/570	65	55 55/480
9-3 Cabriolet 1.8 T [9440]	03.98→		65/570	65	55 55/480
9-3 Cabriolet 2.0 i 16V, -Turbo [9400]	03.98→		65/570	65	55 55/480
9-3 Cabriolet 2.0 T, -BioPower [9400]	03.98→		65/570	65	55 55/480
9-3 Cabriolet 2.8 T [9440]	03.98→		65/570	65	55 55/480
9-3 Cabriolet 2.8 T [9440]	09.05→		75/680	75	
9-3 Coupé 2.0 i 16V [9400]	03.98-08.00		65/570	65	55 55/480
9-3 Coupé 2.2 16V D Turbo [9400]	11.00-09.02		95/850	95	85 85/800
9-3 Kombi 1.8 i, 1.8 T [9440]	03.05→		65/570	65	55 55/480
9-3 Kombi 1.9 TiD, -TTiD [9440]	03.05→		75/680	75	
9-3 Kombi 2.0 T, -BioPower [9440]	03.05→		65/570	65	55 55/480
9-3 Kombi 2.0 T XWD [9440]	03.05→		65/570	65	55 55/480
9-3 Kombi 2.8 T [9440]	03.05→		75/680	75	
9-3X 1.9 TTiD [9440]	03.05→		75/680	75	
9-3X 2.0 T BioPower XWD [9440]	03.10→		65/570	65	55 55/480
9-5 1.9 TiD, 2.0 t, 2.0 Turbo, 2.3 t, 2.3 T, 2.3 Turbo, 2.3 Turbo BioPower [9600]	06.97-02.10		75/680	75	
9-5 Kombi 1.9 TiD, 2.0 t, 2.3 t, 2.3 T, 2.3 Turbo, 3.0 TiD [9600]	06.97-02.10		75/680	75	
900 I 2.0 i, -Turbo, Cabriolet 2.0, -Turbo	08.84-09.93		65/570	65	55 55/480
900 II 2.0 i, Cabriolet 2.0 i Turbo, Cabriolet 2.3 i, Coupé 2.0 i, Coupé 2.3 i	03.94-12.98		65/570	65	55 55/480
9000 2.0 CS Turbo	03.94-12.98		65/570	65	55 55/480
9000 2.3 CSE Turbo	09.93-12.98		75/680	75	

SEAT					
Alhambra 1.8 T [7V8]	05.98-02.00	VAD	65/570	65	55 55/480
Alhambra 1.8 T [7V9]	06.00-03.10		65/570	65	55 55/480
Alhambra 1.9 TDI [7V8]	07.96-02.00	VAD	95/850	95	85 85/800
Alhambra 1.9 TDI, -4Motion [7V9]	06.00-03.10		75/680	75	
Alhambra 2.0 [7V8]	03.96-02.00	VAD	65/570	65	55 55/480
Alhambra 2.0 [7V9]	06.00-03.10		65/570	65	55 55/480
Alhambra 2.0 TDI [7V9]	11.05-03.10		95/850	95	85 85/800
Alhambra 2.8, -4Motion [7V9]	06.00-03.10		75/680	75	
Altea 1.2 TSI [5P1]	05.10→	BAD	45/400	45	55 55/480
Altea 1.4 [5P1]	05.06-05.10		45/400	45	55 55/480
Altea 1.4 TSI [5P1]	11.07→	BAD	45/400	45	55 55/480
Altea 1.6 [5P1]	03.04→		45/400	45	55 55/480
Altea 1.6 TDI [5P1]	10.09→	BAD	65/570	65	55 55/480
Altea 1.8 TSI [5P1]	06.07-03.09		45/400	45	55 55/480
Altea 1.8 TSI [5P1]	03.09→		65/570	65	55 55/480
Altea 1.9 TDI, 2.0 FSI, 2.0 TDI [5P1]	03.04-07.11		75/680	75	
Altea 1.9 TDI, 2.0 FSI, 2.0 TDI [5P1]	03.09-05.10	BAD	65/570	65	55 55/480
Altea 1.9 TDI, 2.0 FSI, 2.0 TDI [5P1]	09.10→	BAD	65/570	65	55 55/480
Altea 2.0 TFSI [5P1]	05.06-03.09		75/680	75	
Altea Freerack 1.4 TSI [5P5, 5P8]	05.10-05.11	BAD	45/400	45	55 55/480
Altea Freerack 1.4 TSI [5P5, 5P8]	05.10→	BAD	65/570	65	55 55/480
Altea Freerack 1.6 TDI [5P5, 5P8]	05.10→	BAD	65/570	65	55 55/480
Altea Freerack 2.0 TDI [5P5, 5P8]	06.07-10.10		75/680	75	
Altea Freerack 2.0 TDI 4WD [5P5, 5P8]	06.07-10.10		75/680	75	
Altea Freerack 2.0 TDI 4WD [5P5, 5P8]	03.09→	BAD	65/570	65	55 55/480
Altea Freerack 2.0 TFSI 4WD [5P5, 5P8]	06.07-06.09		65/570	65	55 55/480
Altea XL 1.2 TSI [5P5]	04.10→	BAD	45/400	45	55 55/480
Altea XL 1.4 [5P5]	10.06-05.10		45/400	45	55 55/480
Altea XL 1.4 TSI [5P5]	11.07→	BAD	45/400	45	55 55/480
Altea XL 1.6 [5P5]	10.06→		45/400	45	55 55/480
Altea XL 1.6 [5P5]	12.07-11.10		65/570	65	55 55/480
Altea XL 1.6 TDI [5P5]	10.09→	BAD	65/570	65	55 55/480
Altea XL 1.8 TSI [5P5]	06.07-03.09		45/400	45	55 55/480
Altea XL 1.9 TDI, 2.0 FSI, 2.0 TDI [5P5]	05.06-09.11		75/680	75	
Altea XL 2.0 TFSI [5P5]	10.06-03.09		75/680	75	
Arosa 1.4 [6H1]	05.97-06.04		45/400	45	55 55/480
Arosa 1.4 TDI [6H1]	01.98-06.04		65/570	65	55 55/480
Arosa 1.7 SDI [6H1]	08.97-10.03	VAD	65/570	65	55 55/480
Cordoba 1.2 [6L2]	05.06-11.09		45/400	45	55 55/480
Cordoba 1.4 [6K2]	09.93-06.99	VAD	45/400	45	55 55/480
Cordoba 1.4 [6K2]	05.00-12.02		45/400	45	55 55/480
Cordoba 1.4 [6L2]	09.02-11.09		65/570	65	55 55/480

BAD Achtung: Batteriewechsel muss mit Diagnosetester am Steuergerät angemeldet werden.
VAD VW-Bodenleistenadapter erforderlich



Fahrzeugtyp	Baujahr von–bis	Info	Ah/A (EN)	CARTEC	Alternativ	Ah/A (EN)
-------------	-----------------	------	-----------	--------	------------	-----------

SEAT

Cordoba 1.4 TDI [6L2]	05.05-11.09		75/680	75		
Cordoba 1.6 [6K2]	09.93-06.99	VAD	55/480	55	65	65/570
Cordoba 1.6 [6K2]	03.97-12.98	VAD	45/400	45	55	55/480
Cordoba 1.6 [6K2]	07.99-12.02		45/400	45	55	55/480
Cordoba 1.6 [6L2]	04.03-11.09		65/570	65	55	55/480
Cordoba 1.8 [6K2]	07.94-06.99	VAD	55/480	55	65	65/570
Cordoba 1.9 TDI [6L2]	09.02→		75/680	75		
Cordoba 2.0 [6L2]	04.03-11.09		65/570	65	55	55/480
Cordoba Vario 1.4 [6K5]	09.97-06.99	VAD	45/400	45	55	55/480
Cordoba Vario 1.4 [6K5]	07.99-12.02		45/400	45	55	55/480
Cordoba Vario 1.6 [6K5]	04.97-08.02		45/400	45	55	55/480
Cordoba Vario 1.9 TDI [6K5]	06.97-06.99	VAD	75/680	75	65	65/570
Cordoba Vario 1.9 TDI [6K5]	07.99-08.02		75/680	75		
Exeo 1.6 [3R2]	03.09-09.10		65/570	65	55	55/480
Exeo 1.8, 2.0 TDI, 2.0 TFSI, ST 1.6, ST1.8, ST 2.0 TDI, ST 2.0 TSI [3R2], [3R5]	12.08→		75/680	75		
Ibiza 1.2 [6J5]	03.08→		45/400	45	55	55/480
Ibiza 1.2 [6L1]	11.01-04.04		45/400	45	55	55/480
Ibiza 1.2 [6L1]	11.04-11.09		45/400	45	55	55/480
Ibiza 1.2 i [Y..]	12.89-05.93		45/400	45	55	55/480
Ibiza 1.2 TDI [6J5]	06.10→	BAD	65/570	65	55	55/480
Ibiza 1.4 [6J5]	03.08-06.11		65/570	65	55	55/480
Ibiza 1.4 [6K1]	09.93-10.99	JEA	45/400	45	55	55/480
Ibiza 1.4 [6K1]	05.99-05.02	JEA	65/570	65	55	55/480
Ibiza 1.4 [6L1]	01.02-11.09		45/400	45	55	55/480
Ibiza 1.4 [6L1]	04.02-11.09	JEA	65/570	65	55	55/480
Ibiza 1.4 TDI [6J5]	05.02-06.10		75/680	75		
Ibiza 1.4 TDI [6L1]	05.02-06.10		75/680	75		
Ibiza 1.4 TSI [6J5]	03.09→		45/400	45	55	55/480
Ibiza 1.5 i [Y..]	10.86-05.93		45/400	45	55	55/480
Ibiza 1.6 [6J5]	05.08→		45/400	45	55	55/480
Ibiza 1.6 [6K1]	03.93-07.94	JEA	45/400	45	55	55/480
Ibiza 1.6 [6K1]	03.97-05.02	JEA	45/400	45	55	55/480
Ibiza 1.6 [6L1]	04.03-11.09		65/570	65	55	55/480
Ibiza 1.6 [6L1]	11.06-11.09		45/400	45	55	55/480
Ibiza 1.6 TDI [6J5]	05.09→	BAD	65/570	65	55	55/480
Ibiza 1.8 [6K1]	07.94-10.99	JEA	45/400	45	55	55/480
Ibiza 1.8 T [6L1]	12.03-11.09		65/570	65	55	55/480
Ibiza 1.9 SDI [6K1] [6L1]	05.99-12.05		75/680	75		
Ibiza 1.9 TDI [6J5] [6K1] [6L1]	05.99-06.10		75/680	75		
Ibiza 2.0 [6K1]	06.96-10.99	JEA	45/400	45	55	55/480
Ibiza 2.0 [6L1]	04.03-11.09		45/400	45	55	55/480
Ibiza 2.0 TDI [6J5]	01.10→	BAD	65/570	65	55	55/480
Ibiza Sportcoupé 1.2 [6J1]	07.08→		45/400	45	55	55/480
Ibiza Sportcoupé 1.2 TDI [6J1]	05.10→	BAD	65/570	65	55	55/480
Ibiza Sportcoupé 1.4 [6J1]	07.08-05.11		65/570	65	55	55/480
Ibiza Sportcoupé 1.4 TDI [6J1]	07.08-06.10		75/680	75		
Ibiza Sportcoupé 1.4 TSI, -Cupra, 1.6 [6J1]	07.08→		45/400	45	55	55/480
Ibiza Sportcoupé 1.6 TDI [6J1]	05.09→	BAD	65/570	65	55	55/480
Ibiza Sportcoupé 1.9 TDI [6J1]	02.08-06.10		75/680	75		
Ibiza Sportcoupé 2.0 TDI [6J1]	01.10→	BAD	65/570	65	55	55/480
Ibiza ST 1.2 TDI [6J8]	01.10→	BAD	65/570	65	55	55/480
Ibiza ST 1.6 TDI [6J8]	01.10→	BAD	65/570	65	55	55/480
Inca 1.9 D, 1.9 SDI [6K9]	11.95-06.03		75/680	75	65	65/570
Leon 1.2 TSI [1P1]	05.10→	BAD	45/400	45	55	55/480
Leon 1.4 [1M1]	12.99-04.04	VAD	45/400	45	55	55/480
Leon 1.4 [1P1]	06.06-05.10		45/400	45	55	55/480
Leon 1.4 TSI [1P1]	11.07→	BAD	45/400	45	55	55/480
Leon 1.6 [1M1]	10.98-07.04	VAD	65/570	65	55	55/480
Leon 1.6 [1P1]	07.05→		65/570	65	55	55/480
Leon 1.6 TDI [1P1]	02.10→	BAD	65/570	65	55	55/480
Leon 1.8, 1.8 T, 1.8 T Cupra [1M1]	10.98-06.06	VAD	65/570	65	55	55/480
Leon 1.8 TSI [1P1]	06.07-03.09		65/570	65	55	55/480
Leon 1.9 TDI [1M1]	10.98-12.10		75/680	75		
Leon 1.9 TDI [1P1]	10.98-12.10		75/680	75		
Leon 2.0 FSI [1P1]	11.05→		65/570	65	55	55/480
Leon 2.0 TDI [1P1]	07.05→		75/680	75		
Leon 2.0 TDI [1P1]	03.09→	BAD	65/570	65	55	55/480
Leon 2.0 TFSI, -Cupra [1P1]	05.05→		65/570	65	55	55/480
Toledo 1.4 [5P2]	05.05→		65/570	65	55	55/480
Toledo 1.6 [1L2]	05.91-03.99	VAD	45/400	45	55	55/480
Toledo 1.6 [1M2]	04.99-07.04	VAD	65/570	65	55	55/480
Toledo 1.6 [5P2]	09.04→		75/680	75		
Toledo 1.8 [1L2]	05.91-03.99	VAD	45/400	45	55	55/480
Toledo 1.8 [1M2]	05.99-05.02	VAD	65/570	65	55	55/480
Toledo 1.8 TSI [5P2]	06.07-03.09		75/680	75		
Toledo 1.9 TDI [1L2]	11.96-03.99	VAD	75/680	75	65	65/570
Toledo 1.9 TDI [1M2]	04.99-07.04	VAD	75/680	75		
Toledo 1.9 TDI [5P2]	09.04→		75/680	75		
Toledo 2.0 [1L2]	05.91-06.96	VAD	45/400	45	55	55/480
Toledo 2.0 FSI [5P2]	09.04-05.09		75/680	75		
Toledo 2.0 TDI [5P2]	09.04-05.09		75/680	75		
Toledo 2.0 TFSI [5P2]	09.04-05.09		75/680	75		
Toledo 2.3 [1M2]	04.99-11.00	VAD	65/570	65	55	55/480

SKODA

Fabia 1.2 TSI	03.10→	A	65/570	65		
Fabia 1.4 [6Y3], Combi 1.2 [5J5]	09.99→		45/400	45	55	55/480
Fabia 1.6 TDI	03.10→	A	75/680	75		
Fabia Combi 1.2 [6Y5], 1.4 [5J5]	02.03-03.10		45/400	45	55	55/480
Fabia Combi 1.2 TSI	03.10→	A	65/570	65		
Fabia Combi 1.4 [6Y5]	12.99-12.07		45/400	45	55	55/480

Fahrzeugtyp	Baujahr von–bis	Info	Ah/A (EN)	CARTEC	Ah/A (EN) Alternativ
Fabia Combi 1.4 TDI [5J5] [6Y5]	05.03-03.10		75/680	75	
Fabia Combi 1.4 TSI RS [5J5]	05.10→		75/680	75	
Fabia Combi 1.6 [5J5]	10.07→		75/680	75	
Fabia Combi 1.6 TDI	03.10→	A	75/680	75	
Fabia Combi 1.6 TDI [5J5]	10.07→		75/680	75	
Fabia Combi 1.9 SDI, -TDI [6Y5] [5J5]	08.00-03.10		75/680	75	
Fabia Combi 2.0 [6Y5]	09.00→		45/400	45	55 55/480
Fabia Schrägheck 1.2 [5J2]	09.00→		45/400	45	55 55/480
Fabia Schrägheck 1.2 [6Y2], 1.4 [5J2], 1.4 [6Y2]	09.99-03.10		45/400	45	55 55/480
Fabia Schrägheck 1.4 TDI [5J2] [6Y2]	05.03-03.10		75/680	75	
Fabia Schrägheck 1.4 TSI RS, 1.6, 1.6 TDI [5J2]	04.07→		45/400	45	55 55/480
Fabia Schrägheck 1.9 SDI [6Y2], 1.9 TDI [5J2], 1.9 TDI [6Y2], 1.9 TDI RS [6Y2]	09.99-03.10		75/680	75	
Fabia Schrägheck 2.0 [6Y2]	07.00-04.07		45/400	45	55 55/480
Favorit 135	05.89-09.94		45/400	45	55 55/480
Felicia 1.3 i, 1.6 i [6U1]	10.94-08.01		45/400	45	55 55/480
Felicia Combi 1.3 i, 1.6 i [6U5]	10.94-08.01		45/400	45	55 55/480
Felicia Combi 1.9 D [6U5]	10.95-08.01		65/570	65	55 55/480
Octavia 1.4 [1U2], 1.4 [1Z3], 1.4 TSI [1Z3], 1.6 [1U2], 1.6 [1Z3], 1.6 FSI [1Z3]	09.96→		45/400	45	55 55/480
Octavia 1.6 TDI [1Z3]	06.09→		75/680	75	
Octavia 1.8 [1U2]	09.96-04.99		45/400	45	55 55/480
Octavia 1.8 RS [1U2]	08.00-09.04		75/680	75	
Octavia 1.8 T, - 4x4 [1U2]	03.98-12.10		45/400	45	55 55/480
Octavia 1.8 TSI [1Z3]	06.07-10.08		65/570	65	55 55/480
Octavia 1.9 TDI [1U2], 1.9 TDI [1Z3], 1.9 TDI 4x4 [1Z3]	09.96→		75/680	75	
Octavia 2.0 [1U2], 2.0 FSI [1Z3], 2.0 i [1U2], 2.0 RS [1Z3]	06.99-10.08		65/570	65	55 55/480
Octavia 2.0 TDI, -RS [1Z3]	05.04→		75/680	75	
Octavia Combi 1.4 [1U5], 1.4 [1Z5], 1.4 TSI [1Z5], 1.6 [1U5], 1.6 [1Z5]	02.97→		45/400	45	55 55/480
Octavia Combi 1.6 FSI [1Z5]	05.04-10.08		45/400	45	55 55/480
Octavia Combi 1.6 TDI [1Z5]	06.09→		75/680	75	
Octavia Combi 1.8 [1U5]	10.96-04.99		45/400	45	55 55/480
Octavia Combi 1.8 RS [1U5]	01.03-01.06		65/570	65	55 55/480
Octavia Combi 1.8 T [1U5]	03.98-12.10		45/400	45	55 55/480
Octavia Combi 1.8 T 4x4 [1U5]	03.98-12.10		45/400	45	55 55/480
Octavia Combi 1.8 TSI, -4x4, [1Z5], 1.9 TDI, -4x4 [1U5] [1Z5]	08.97→		75/680	75	
Octavia Combi 2.0 [1U5], 2.0 FSI [1Z5], 2.0 FSI 4x4 [1Z5]	08.00-10.08		65/570	65	55 55/480
Octavia Combi 2.0 RS [1Z5], 2.0 TDI [1Z5], 2.0 TDI RS [1Z5], 2.0 TDI 4x4 [1Z5]	05.04→		75/680	75	
Praktik 1.2, 1.4, 1.4 TDI [5J7]	03.07→		45/400	45	55 55/480
Roomster 1.2 [5J7]	01.07→		45/400	45	55 55/480
Roomster 1.2 TSI, 1.6 TDI [5J]	03.10→	A	65/570	65	
Roomster 1.4 [5J7]	05.06-03.10		45/400	45	55 55/480
Roomster 1.4 TDI [5J7]	05.06-03.10		65/570	65	55 55/480
Roomster 1.6 [5J7]	05.06-07.10		45/400	45	55 55/480
Roomster 1.9 TDI [5J7]	05.06→		65/570	65	55 55/480
Superb 1.4 TSI [3T4]	05.06→		65/570	65	55 55/480
Superb 1.8 T [3U4]	12.01-03.08		75/680	75	
Superb 1.8 TSI, -4x4, 1.9 TDI, 2.0 TDI, -4x4, [3T4]	12.01→		75/680	75	
Superb 1.9 TDI, 2.0, 2.0 TDI, 2.5 TDI, 2.8 [3U4]	12.01→		75/680	75	
Superb Combi 1.4 TSI, 1.8 TSI, -4x4, 3.6 [3T5]	09.09→		65/570	65	55 55/480
Superb Combi 1.9 TDI, 2.0 TDI, -4x4 [3T5]	09.09→		75/680	75	
Yeti 1.2 TSI [5L7]	09.09→		45/400	45	55 55/480
Yeti 1.4 TSI [5L]	06.10→	A	75/680	75	
Yeti 1.4 TSI [5L7]	06.10→	BAD	65/570	65	55 55/480
Yeti 1.8 TSI 4x4 [5L7]	05.09→		65/570	65	55 55/480
Yeti 2.0 TDI, -4x4 [5L7]	05.09→		75/680	75	

SMART (MCC)

Forfour 1.1, 1.3, 1.5 [454]	01.04-06.07		45/400	45	55 55/480
Forfour 1.5 cdi [454]	09.04-06.07		75/680	75	
Fortwo Cabrio 0.7, -Brabus [450]	02.04-03.07		45/400	45	55 55/480
Fortwo Cabrio 0.8 [451]	02.04-07.09		65/570	65	55 55/480
Fortwo Cabrio 0.8 cdi [450]	02.04-07.09		65/570	65	55 55/480
Fortwo Cabrio 1.0, -Brabus, -mhd [451]	02.04→		45/400	45	55 55/480
Fortwo Coupé 0.7 [450]	02.04→		45/400	45	55 55/480
Fortwo Coupé 0.8 [451], 0.8 cdi [450]	02.04-07.09		65/570	65	55 55/480
Fortwo Coupé 1.0 [451.330, 451.334] [451]	01.07→	A	65/570	65	
Fortwo Coupé 1.0, -Brabus [451]	04.07→		45/400	45	55 55/480
Fortwo Coupé 1.0 mhd [451]	04.07→		45/400	45	55 55/480
Roadster 0.7, Coupé 0.7 [452]	03.00-11.05		45/400	45	55 55/480
Smart Cabrio 0.6, 07 [450]	03.00-11.05		45/400	45	55 55/480
Smart Cabrio 0.8 cdi [450]	03.01-01.04		65/570	65	55 55/480
Smart Coupé 0.6 [450]	07.98-01.04		45/400	45	55 55/480
Smart Coupé 0.7 [450]	07.98-01.04		45/400	45	55 55/480
Smart Coupé 0.8 cdi [450]	11.99-01.04		65/570	65	55 55/480

SUBARU

Justy 1.3 4x4, 1.5 4x4 [G3X]	09.03-12.07		45/400	45	55 55/480
------------------------------	-------------	--	--------	----	-----------

SUZUKI

Ignis Hatchback 1.3 DDiS Turbo	10.03-12.07		75/680	75	
Ignis Hatchback 1.3 i 16V, 1.3 i 16V 4WD, 1.5 i 16V, 1.5 i 16V 4WD	10.00-12.07		45/400	45	55 55/480
Splash 1.0, 1.2 [A5B]	01.08→		45/400	45	55 55/480

A Für Fahrzeuge mit Start-/Stopp-Automatik
 BAD Achtung: Batteriewechsel muss mit Diagnosetester am Steuergerät angemeldet werden.
 JEA Je nach Erstausrüstung-Bestückung
 VAD VW-Bodenleistenadapter erforderlich



Fahrzeugtyp	Baujahr von–bis	Info	Ah/A (EN)	CARTEC	Alternativ	Ah/A (EN)
-------------	-----------------	------	-----------	--------	------------	-----------

SUZUKI

Splash 1.3 DDiS [A5B]	01.08→		75/680	75	65	65/570
Swift 1.3 i, 1.3 i 4WD, 1.5 i, 1.6 i	11.04→		45/400	45	55	55/480
Swift Hatchback 1.2 [AZG], 1.3, -DDiS D Turbo [MZ/EZ], 1.3 DDiS D Turbo [AZG]	11.04→		45/400	45	55	55/480
Swift Hatchback 1.3 4WD, 1.5 [MZ/EZ]	11.04→		45/400	45	55	55/480
Swift Hatchback 1.6 [MZ/EZ]	01.07→		45/400	45	55	55/480
Swift IV 1.2 [FZ, MZ, NZ, EZ]	10.10→	A	65/570	65		
SX4 1.6 VVT	05.06→		55/480	55	65	65/570
SX4 Hatchback 1.5	05.06→		55/480	55	65	65/570
SX4 Hatchback 1.6 DDiS	04.07→		75/680	75		
SX4 Hatchback 1.6 VVT, -4WD	05.06→		55/480	55	65	65/570
SX4 Hatchback 1.9 DDiS, -4WD	05.06→		75/680	75		
SX4 Hatchback 2.0 DDiS, -4WD	05.06→		75/680	75		
Wagon R+ 1.3 i 16V 4WD [MM]	09.03-03.06		45/400	45	55	55/480

TOYOTA

Auris 1.33 Dual-VVTi [ZZE15_, ADE15_, ZRE15_, NDE15_]	05.09→	A	65/570	65		
Auris 1.4 [E15, NMT, SB1]	02.07-03.09		45/400	45	55	55/480
Auris 1.4 D-4D [E15, NMT, SB1]	02.07→		75/680	75		
Auris 1.6 [E15, NMT, SB1]	02.07→		65/570	65	55	55/480
Auris 1.8 i [E15, NMT, SB1]	02.09→		65/570	65	55	55/480
Auris 2.0 D-4D [E15, NMT, SB1]	02.07→		75/680	75		
Auris 2.2 D-CAT [E15, NMT, SB1]	02.07→		75/680	75		
Avensis 1.6 [T27]	11.08→		65/570	65	55	55/480
Avensis 1.6 i 16V [T22]	10.97-07.00		45/400	45	55	55/480
Avensis 1.8 [T27]	11.08→		65/570	65	55	55/480
Avensis 1.8 i 16V [T22]	10.97-01.03		45/400	45	55	55/480
Avensis 1.8 i 16V [T25]	01.03→		65/570	65	55	55/480
Avensis 2.0 [T27]	01.03→		65/570	65	55	55/480
Avensis 2.0 D Turbo [T22]	08.99-01.03		75/680	75		
Avensis 2.0 D Turbo, -D-4D [T25]	03.03-11.08		75/680	75		
Avensis 2.0 i 16V [T22]	10.97-01.03		45/400	45	55	55/480
Avensis 2.0 i 16V [T25]	01.03-11.08		65/570	65	55	55/480
Avensis 2.4 i [T25]	01.03-11.08		65/570	65	55	55/480
Avensis Liftback 1.6 i 16V, 1.8 i 16V [T22]	10.97-01.03		45/400	45	55	55/480
Avensis Liftback 1.8 i 16V [T25]	01.03-11.08		65/570	65	55	55/480
Avensis Liftback 2.0 D Turbo [T22]	08.99-01.03		75/680	75		
Avensis Liftback 2.0 D Turbo, 2.0 D-4D [T25]	03.03-11.08		75/680	75		
Avensis Liftback 2.0 i 16V [T22]	10.97-01.03		45/400	45	55	55/480
Avensis Liftback 2.0 i 16V, 2.4 i [T25]	01.03→		65/570	65	55	55/480
Avensis Wagon 1.6 [T27]	01.03→		65/570	65	55	55/480
Avensis Wagon 1.6 i 16V [T22]	10.97-07.00		45/400	45	55	55/480
Avensis Wagon 1.8 [T27]	11.08→		65/570	65	55	55/480
Avensis Wagon 1.8 i 16V [T22]	10.97-01.03		45/400	45	55	55/480
Avensis Wagon 1.8 i 16V [T25]	01.03→		65/570	65	55	55/480
Avensis Wagon 2.0 [T27]	01.03→		65/570	65	55	55/480
Avensis Wagon 2.0 D Turbo [T22]	08.99-01.03		75/680	75		
Avensis Wagon 2.0 D Turbo, 2.0 D-4D [T25]	03.03→		75/680	75		
Avensis Wagon 2.0 D-4D [T27]	03.03→		75/680	75		
Avensis Wagon 2.0 i 16V [T22]	10.97-01.03		45/400	45	55	55/480
Avensis Wagon 2.0 i 16V, 2.4 i [T25]	01.03-11.08		65/570	65	55	55/480
Aygo 1.4	05.05→		45/400	45	55	55/480
Corolla 1.3 VVT-i [E15]	05.05→		45/400	45	55	55/480
Corolla 1.4 D-4D [E15]	11.06-11.11		75/680	75		
Corolla 1.4 i 16V [E12, JTD]	10.01-11.06		65/570	65	55	55/480
Corolla 1.6 [E15]	12.08-04.10		65/570	65	55	55/480
Corolla 1.6 i 16V [E12, JTD]	10.01-11.06		65/570	65	55	55/480
Corolla 1.6 VVT-i [E15]	11.06→		45/400	45	55	55/480
Corolla 2.0 D-4D [E15]	09.02-02.10		75/680	75		
Corolla Hatchback 1.4 D Turbo [E12]	09.02-02.10		75/680	75		
Corolla Hatchback 1.4 i 16V, 1.6 i 16V, 1.8 i 16V [E12]	11.01-12.07		65/570	65	55	55/480
Corolla Hatchback 2.0 D Turbo [E12]	11.01-05.04		75/680	75		
Corolla Verso 1.6 i 16V, 1.8 i 16V [E12]	09.01→		65/570	65	55	55/480
Corolla Verso 1.6 i 16V [R10/R11]	09.01→		65/570	65	55	55/480
Corolla Verso 1.8 i 16V [R10/R11]	09.01→		65/570	65	55	55/480
Corolla Verso 1.8 i 16V [R11]	09.01→		65/570	65	55	55/480
Corolla Verso 2.0 D Turbo [E12]	09.01-02.07		75/680	75		
Corolla Verso 2.0 D Turbo [R10/R11]	09.01-02.07		75/680	75		
Corolla Wagon 1.4 D Turbo [E12, NMT]	09.01-02.07		75/680	75		
Corolla Wagon 1.4 i 16V, 1.6 i 16V [E12, JTD]	10.01-11.06		65/570	65	55	55/480
Corolla Wagon 2.0 D Turbo [E12, JTD]	10.01-05.04		75/680	75		
Urban Cruiser 1.33 [NSP1_, NLP1_, ZSP1_, NCP11_]	04.10→	A	65/570	65		
Verso 1.8 [_AUR2_, _ZGR2_]	04.09→	A	65/570	65		
Yaris 1.0 i 16V [P1]	01.01-08.05		45/400	45	55	55/480
Yaris 1.0 VVT-i [P9, JTD]	08.05→		45/400	45	55	55/480
Yaris 1.3 i 16V [P1]	05.02-08.05		45/400	45	55	55/480
Yaris 1.3 VVT-i [P9, VNK]	11.05→		45/400	45	55	55/480
Yaris 1.33 VVT-i [_P9_]	03.09→	A	65/570	65		
Yaris 1.4 D-4D [P9, VNK]	11.05→		65/570	65	55	55/480
Yaris 1.8 VVT-i [P9, JTD]	11.06→		45/400	45	55	55/480

TRABANT

601 0.6, -S	10.83-07.90		45/400	45	55	55/480
601 1.1	05.90-12.91		45/400	45	55	55/480

VOLVO

C30 1.6, 1.8, 1.8 Flexfuel, 2.0 F Flexifuel, 2.4 i	10.06→		55/480	55	65	65/570
C30 2.0	10.06→		75/680	75	65	65/570
C30 2.5 T5	08.07→		75/680	75		
C70 I Cabrio 2.0 T	08.99-03.06		65/570	65	55	55/480
C70 I Cabrio 2.4 T	08.99-07.02		75/680	75		
C70 II Cabrio 2.4	03.06-07.10		65/570	65	55	55/480

Fahrzeugtyp	Baujahr von-bis	Info	Ah/A (EN)	CARTEC	Ah/A (EN) Alternativ
C70 II Cabrio 2.4 i	03.06-07.10		65/570	65	55 55/480
S40 I 1.6 16V	09.95-01.04		65/570	65	55 55/480
S40 I 1.8 16V	09.95-01.04		65/570	65	55 55/480
S40 I 2.0 16V	09.95-01.04		65/570	65	55 55/480
S40 II 1.6	04.04→		55/480	55	65 65/570
S40 II 1.8	04.04→		55/480	55	65 65/570
S40 II 1.8 Flexifuel	04.04→		55/480	55	65 65/570
S40 II 2.0	12.03→		75/680	75	65 65/570
S40 II 2.0 F Flexifuel	12.03→		75/680	75	65 65/570
S40 II 2.4	12.03→		75/680	75	65 65/570
S40 II 2.5 T5	12.03→		75/680	75	65 65/570
S40 II 2.5 T5 AWD	12.03→		75/680	75	65 65/570
S60 I 2.0 T	11.00-07.09		65/570	65	55 55/480
S60 I 2.4	11.00-07.09		65/570	65	55 55/480
S60 I 2.4 D	08.01-07.09		95/850	95	85 85/800
S60 I 2.4 D5	08.01-07.09		95/850	95	85 85/800
S60 I 2.4 T, 2.4 T5, 2.5 T, 2.5 T AWD	01.97-07.09		65/570	65	55 55/480
S70 2.5	01.97-07.09		65/570	65	55 55/480
S80 I 2.0 T, 2.4	01.97-07.09		65/570	65	55 55/480
S80 I 2.4 D5	08.01-07.06		95/850	95	85 85/800
S80 I 2.5 TDI	08.98-07.01		65/570	65	55 55/480
S80 I 2.9	06.98-07.01		75/680	75	
S80 II 2.0 D	08.07-07.10		95/850	95	85 85/800
S80 II 2.0 F Flexifuel	01.08→		75/680	75	
S80 II 2.4 D5 AWD	03.06-07.09		95/850	95	85 85/800
S80 II 2.5 FT Flexifuel, 2.5 T, 3.0 T6 AWD, 3.2, 3.2 AWD, 4.4 V8 AWD	03.06→		75/680	75	
V40 1.6 16V, 1.8 16V	01.95-06.04		65/570	65	55 55/480
V40 1.9 D	01.96-04.04		75/680	75	
V40 1.9 T4, 2.0, 2.0T, 2.0 16V, 2.0 16V T	01.96-04.04		65/570	65	55 55/480
V50 1.6, 1.8, 1.8 Flexifuel, 2.0, 2.0 F Flexifuel	04.04→		55/480	55	65 65/570
V50 2.4, 2.4 i, 2.5 T5, 2.5 T5 AWD	04.04→		75/680	75	65 65/570
V70 2.3 i, I 2.0, I 2.3 T-5, I 2.4, I 2.5, I 2.5 T AWD, I 2.5 T XC, I 2.5 T XC AWD	01.97→		65/570	65	55 55/480
V70 I 2.5 TDI	01.97-03.00		75/680	75	
V70 II 2.0 T, 2.3 T5, 2.4	03.00-07.07		65/570	65	55 55/480
V70 II 2.4 D, -AWD, D5, -D5 AWD, 2.4 T	03.00-07.07		95/850	95	85 85/800
V70 II 2.4 XC AWD	09.00-07.02		75/680	75	
V70 II 2.5 BI-FUEL LPG	09.01-07.06		65/570	65	55 55/480
V70 II 2.5 D	03.00-07.01		95/850	95	85 85/800
V70 II 2.5 T, -AWD	08.02-07.07		95/850	95	85 85/800
V70 III 1.6 D DRIVe	01.10→		75/680	75	65 65/570
XC60 2.4 D AWD	03.09-07.11		95/850	95	85 85/800
XC60 2.4 D DRIVe	08.09-07.10		95/850	95	85 85/800
XC60 2.4 D3 AWD	08.11→		95/850	95	85 85/800
XC60 2.4 D5 AWD	03.09→		75/680	75	
XC60 3.0 T6 AWD	03.09→		75/680	75	
XC60 3.2 AWD	03.09→		75/680	75	
XC70 I 2.4 D5	12.05-07.07		95/850	95	85 85/800
XC90 2.4 D5 AWD	01.03→		95/850	95	85 85/800
XC90 2.5 T AWD	10.02→		75/680	75	
XC90 3.2 AWD, FWD	08.06→		95/850	95	85 85/800
XC90 4.4 V8 AWD	03.05-12.10		75/680	75	
240 2.3 i	08.88-07.93	JEA	65/570	65	55 55/480
240 2.4 D	04.79-07.93		75/680	75	
440 1.7 i, 1.8 i, 2.0 i	08.84-07.97		65/570	65	55 55/480
460 1.7 i, 1.8 i, 2.0 i	08.84-07.97		65/570	65	55 55/480
480 2.0 i	08.84-07.97		65/570	65	55 55/480
740 2.0 i, 2.3, 2.3 i, 2.3 i 16 V	08.84-07.97		65/570	65	55 55/480
850 2.5 GLE, -GLT	08.84-07.97		65/570	65	55 55/480
850 Kombi TDI	05.96-07.97		75/680	75	
850 Kombi T-5, 2.0, 2.5 GLE, 2.5 GLT	06.91-07.98		65/570	65	55 55/480
940 2.0, 2.3, 2.3 Turbo	06.91-07.98		65/570	65	55 55/480
940 2.3 Turbo Interc., 2.4 TD	09.90-10.98		75/680	75	
960 2.5, 3.0	09.90-10.98		75/680	75	

VW (VOLKSWAGEN)

Bora 1.4, 1.6, 1.6 FSI [1J2]	09.98-05.05		45/400	45	55 55/480
Bora 1.9 TDI [1J2]	09.98-05.05		75/680	75	85 85/800
Bora 2.0, 2.3 [1J2]	09.98-05.05		65/570	65	55 55/480
Bora Variant 1.6, 1.6 FSI [1J6]	05.99-05.05		45/400	45	55 55/480
Bora Variant 1.9 TDI [1J6]	05.99-05.05		75/680	75	85 85/800
Bora Variant 2.0, 2.3 [1J6]	05.99-05.05		65/570	65	55 55/480
Bus 1.6 D Turbo, -Synchro [24, 25]	08.84-07.92	VAD	75/680	75	85 85/800
Bus 1.7 D [24, 25]	08.84-07.92	VAD	75/680	75	85 85/800
Bus 1.9 [24, 25]	08.82-07.92	VAD	75/680	75	85 85/800
Bus 2.1 [24, 25]	08.85-07.92	VAD	75/680	75	85 85/800
Bus 2.1 Synchro [24, 25]	08.85-07.92	VAD	75/680	75	85 85/800
Caddy 1.4 [2K]	02.04-08.10		45/400	45	55 55/480
Caddy 1.4 [9K9]	11.95-06.03	VAD	45/400	45	55 55/480
Caddy 1.6 [2K]	04.04-08.10		45/400	45	55 55/480
Caddy 1.6 [9K9]	11.95-09.00	VAD	45/400	45	55 55/480
Caddy 1.9 D [9K9]	11.95-08.98	VAD	65/570	65	55 55/480
Caddy 1.9 SDI [9K9]	11.95-06.03	VAD	65/570	65	55 55/480
Caddy 1.9 TDI [2K]	02.04-08.10		65/570	65	55 55/480
Caddy 1.9 TDI [9K9]	12.96-06.03	VAD	65/570	65	55 55/480
Caddy 2.0 EcoFuel, 2.0 SDI [2K]	02.04-08.10		65/570	65	55 55/480
Caddy 2.0 TDI [2K]	09.07-08.10		75/680	75	85 85/800
Caddy Pickup 1.6 [14, 1A]	08.83-07.92	VAD	45/400	45	55 55/480
Caddy Pickup 1.6 D [14, 1A]	08.82-07.92	VAD	65/570	65	55 55/480
Caddy Pickup 1.8 [14, 1A]	08.85-07.92	VAD	45/400	45	55 55/480
Caddy Pickup 1.9 D [9U7]	06.96-08.98	VAD	65/570	65	55 55/480
California T4 1.9 D, -Turbo [70, 7D]	09.90-06.03	VAD	75/680	75	85 85/800

A Für Fahrzeuge mit Start-/Stopp-Automatik
JEA Je nach Erstausrüstung-Bestückung
VAD VW-Bodenleistenadapter erforderlich



SUZUKI • TOYOTA • TRABANT
VOLVO • VW (VOLKSWAGEN)

Fahrzeugtyp	Baujahr von–bis	Info	Ah/A (EN)	CARTEC	Alternativ	Ah/A (EN)
VW (VOLKSWAGEN)						
California T4 2.0 [70, 7D]	09.90-06.03	VAD	75/680	75	85	85/800
California T4 2.4 D [70, 7D]	09.90-06.03	VAD	75/680	75	85	85/800
California T4 2.4 D Syncro [70, 7D]	11.92-09.98	VAD	75/680	75	85	85/800
California T4 2.5 [70, 7D]	11.90-10.96	VAD	75/680	75	85	85/800
California T4 2.5 TDI, -Synchro [70, 7D]	01.95-06.03	VAD	75/680	75	85	85/800
California T5 3.2, -4 Motion [7H]	05.03-11.09		75/680	75	85	85/800
Caravelle T4 1.9 D, -Turbo [70, 7D]	10.90-06.03	VAD	75/680	75	85	85/800
Caravelle T4 2.0, 2.4 D [70, 7D]	09.90-06.03	VAD	75/680	75	85	85/800
Caravelle T4 2.4 D Syncro [70, 7D]	11.92-09.98	VAD	75/680	75	85	85/800
Caravelle T4 2.5, -Synchro [70, 7D]	11.90-06.03	VAD	75/680	75	85	85/800
Caravelle T4 2.5 TDI [70, 7D]	11.90-06.03	VAD	75/680	75	85	85/800
Caravelle T4 2.5 TDI Syncro [70, 7D]	03.98-06.03	VAD	75/680	75	85	85/800
Caravelle T4 2.8 [70, 7D]	01.96-05.00	VAD	75/680	75	85	85/800
Caravelle T5 3.2, -4Motion [7H]	05.03-11.09		75/680	75	85	85/800
Corrado 1.8 G60, 2.0, 2.0 16V, 2.9 [50]	09.88-07.95	VAD	45/400	45	55	55/480
Crafter 30, 35, 50 2.5 TDI [2E, 2F]	04.06→		75/680	75	85	85/800
Eos 1.4 TSI [1F7] [1F8]	05.08→		45/400	45	55	55/480
Eos 1.6 FSI [1F7]	05.06-05.08		45/400	45	55	55/480
Eos 2.0 FSI, -TDI [1F7]	05.06-05.08		65/570	65	55	55/480
Eos 2.0 TDI [1F8]	11.10→	BAD	65/570	65	55	55/480
Eos 2.0 TSI [1F7]	05.06-11.10		65/570	65	55	55/480
Eos 3.2, 3.6 [1F7]	05.06-11.10		75/680	75	85	85/800
Fox 1.2, 1.4, 1.4 TDI [5Z1]	04.05→		45/400	45	55	55/480
Golf I Cabriolet 1.6, 1.8 [15]	08.82-08.93	VAD	45/400	45	55	55/480
Golf II 1.3, 1.6 [19, 1G]	08.85-07.92	VAD	45/400	45	55	55/480
Golf II 1.6 D, 1.6 TD [19, 1G]	08.83-07.92		55/480	55	65	65/570
Golf II 1.8 [19, 1G]	11.83-08.92	VAD	45/400	45	55	55/480
Golf II 1.8 G60 [19, 1G]	04.90-07.91	VAD	45/400	45	55	55/480
Golf II 1.8 syncro [19, 1G1, 1G4]	08.88-07.91	VAD	45/400	45	55	55/480
Golf III 1.4 [1H1]	11.91-12.97	VAD	45/400	45	55	55/480
Golf III 1.6 [1H1]	09.92-12.97	VAD	45/400	45	55	55/480
Golf III 1.8, -synchro [1H1]	11.91-12.97	VAD	65/570	65	55	55/480
Golf III 1.9 D, SDI, TD, TDI [1H1]	11.91-12.97	VAD	75/680	75	85	85/800
Golf III 2.0 [1H1]	11.91-12.97	VAD	65/570	65	55	55/480
Golf III 2.8 [1H1]	01.92-12.97	VAD	65/570	65	55	55/480
Golf III 2.9 syncro [1H1]	01.92-12.97	VAD	65/570	65	55	55/480
Golf III Cabriolet 1.6, 1.8, 2.0 [1E7]	09.93-04.98	VAD	65/570	65	55	55/480
Golf III Variant 1.4 [1H5]	07.93-02.99	VAD	45/400	45	55	55/480
Golf III Variant 1.6, 1.8, 1.8 syncro [1H5]	07.93-02.99	VAD	65/570	65	55	55/480
Golf III Variant 1.9 D, SDI, TD, TDI [1H5]	07.93-02.99	VAD	75/680	75	85	85/800
Golf III Variant 2.0 [1H5]	07.93-02.99	VAD	65/570	65	55	55/480
Golf IV 1.4, 1.6, 1.6 FSI [1J1]	10.97-05.04		45/400	45	55	55/480
Golf IV 1.8, 1.8 T, 1.8 4 Motion [1J1]	10.97-05.04		65/570	65	55	55/480
Golf IV 1.9 SDI, TDI, TDI 4 Motion [1J1]	10.97-06.05		75/680	75	85	85/800
Golf IV 2.0, -4 Motion, 2.3, 2.8 4 Motion, 3.2 4 Motion [1J1]	10.97-06.05		65/570	65	55	55/480
Golf IV Cabriolet 1.6 [1E7]	04.98-10.00	VAD	45/400	45	55	55/480
Golf IV Cabriolet 1.8 [1E7]	04.98-10.00	VAD	65/570	65	55	55/480
Golf IV Cabriolet 1.9 TDI [1E7]	04.98-12.01	VAD	75/680	75	85	85/800
Golf IV Cabriolet 2.0 [1E7]	04.98-06.02	VAD	65/570	65	55	55/480
Golf IV Variant 1.4, 1.6, 1.6 FSI [1J5]	05.99-06.06		45/400	45	55	55/480
Golf IV Variant 1.9 SDI, TDI, TDI 4 Motion [1J5]	05.99-06.06		75/680	75	85	85/800
Golf IV Variant 2.0 [1J5]	05.99-06.06		65/570	65	55	55/480
Golf V 1.4, 1.4 FSI, 1.4 TSI, 1.6, 1.6 FSI [1K1]	10.03-11.08		45/400	45	55	55/480
Golf V 1.9 TDI, - 4 Motion [1K1]	10.03-11.08		75/680	75	85	85/800
Golf V 2.0 FSI [1K1]	05.04-11.08		65/570	65	55	55/480
Golf V 2.0 GTI, SDI, TDI, TDI 4 Motion [1K1]	10.03-11.08		75/680	75	85	85/800
Golf V Variant 1.4, 1.4 TSI, 1.6 [1K5]	05.07-07.09		45/400	45	55	55/480
Golf V Variant 1.9 TDI, -4 Motion, 2.0 GTI, 2.0 TDI, 2.0 TDI 4 Motion [1K5]	05.07-07.09		75/680	75	85	85/800
Golf VI 1.4 [5K1]	10.08→		45/400	45	55	55/480
Golf VI 1.4 TSI [5K1]	10.08→		45/400	45	55	55/480
Golf VI 1.6 [5K1]	10.08→		65/570	65	55	55/480
Golf VI 1.6 BiFuel [5K1]	11.08→		45/400	45	55	55/480
Golf VI 1.6 TDI 4 Motion [5K1]	12.08→		65/570	65	55	55/480
Golf VI 2.0 GTI [5K1]	04.09→		75/680	75	85	85/800
Golf VI 2.0 TDI, -4 Motion, 2.0 TSI 4 Motion [5K1]	10.08→		75/680	75	85	85/800
Golf VI Variant 1.2 TSI [AJ5]	07.10→	A	65/570	65		
Golf VI Variant 1.4, 1.4 TSI [AJ5]	06.09→		45/400	45	55	55/480
Golf VI Variant 1.6 [AJ5]	07.09→		65/570	65	55	55/480
Golf VI Variant 1.6 TDI 4 Motion, 2.0 TDI [AJ5]	07.09→		75/680	75	85	85/800
Golf Plus 1.4, 1.4 TSI [5M1] [521]	01.05→		45/400	45	55	55/480
Golf Plus 1.6, 1.6 FSI [5M1]	01.05-01.09		45/400	45	55	55/480
Golf Plus 1.9 TDI [5M1]	01.05-01.09		75/680	75	85	85/800
Golf Plus 2.0 FSI [5M1]	11.05-06.08		65/570	65	55	55/480
Golf Plus 2.0 TDI [5M1] [521]	01.05-05.10		75/680	75	85	85/800
Jetta 1.3 [1G2, 19E]	02.87-07.92	VAD	45/400	45	55	55/480
Jetta 1.4 TSI [1K2]	07.06-10.10		65/570	65	55	55/480
Jetta 1.6 [1G2, 19E]	01.84-07.92	VAD	45/400	45	55	55/480
Jetta 1.6, - FSI [1K2]	09.05-10.10		65/570	65	55	55/480
Jetta 1.6 TDI [1K2]	09.05-10.10		65/570	65	55	55/480
Jetta 1.8, -synchro [1G2, 19E]	01.84-10.91	VAD	45/400	45	55	55/480
Jetta 1.9 TDI [1K2]	09.05-10.10		75/680	75	85	85/800
Jetta 2.0 FSI [1K2]	12.05-06.08		65/570	65	55	55/480
Jetta 2.0 TDI [1K2]	08.05-10.10		75/680	75	85	85/800
Jetta 2.0 TSI, 2.5 [1K2]	09.05-10.10		65/570	65	55	55/480
Käfer 1600 [1]	10.73-09.92	VAD	45/400	45	55	55/480
LT 28 2.4 D [28, 29, 21]	12.82-07.92	VAD	75/680	75	85	85/800
LT 28 2.5 TDI [2D, 2H]	05.99-04.06		75/680	75	85	85/800
LT 31 2.4 D [28, 29, 21]	12.82-07.92	VAD	75/680	75	85	85/800
LT 35 2.4 [28, 29, 21]	12.82-07.92	VAD	75/680	75	85	85/800
LT 35 2.4 D, -Turbo [28, 29, 21]	12.82-04.96	VAD	75/680	75	85	85/800
LT 35 2.5 SDI, -TDI, 2.8 D Turbo, 2.8 TDI [2D, 2H]	05.96-04.06		75/680	75	85	85/800
LT 45 2.4 D [28, 29, 21]	12.82-07.92	VAD	75/680	75	85	85/800
LT 46 2.5 TDI, 2.8 D Turbo, 2.8 TDI [2D, 2H]	05.96-04.06		75/680	75	85	85/800
LT 55 2.4 D Turbo [28, 29, 21]	08.85-04.96	VAD	75/680	75	85	85/800
Lupo 1.0, 1.4 [6X1]	10.98-07.05		45/400	45	55	55/480

Fahrzeugtyp	Baujahr von-bis	Info	Ah/A (EN)	CARTEC	Ah/A (EN) Alternativ	
Lupo 1.2 TDI 3L, 1.4 FSI, 1.4 TDI, 1.7 TDI [6X1]	10.98-07.05		65/570	65	55	55/480
Multivan T4 1.9 D, -Turbo [70, 7D]	09.90-04.99	VAD	75/680	75	85	85/800
Multivan T4 2.0 [70, 7D]	09.90-04.99	VAD	75/680	75	85	85/800
Multivan T4 2.4 D [70, 7D]	09.90-06.03		75/680	75	85	85/800
Multivan T4 2.5, -Synchro, 2.5 TDI, -Synchro [70, 7D]	11.90-06.03	VAD	75/680	75	85	85/800
Multivan T4 2.8 [70, 7D]	01.96-05.00	VAD	75/680	75	85	85/800
Multivan T5 2.0, 3.2, 3.2 4 Motion [7H]	01.98→		75/680	75	85	85/800
New Beetle 1.4, 1.6, 1.8 T, 1.9 TDI, 2.0, 2.5 [1C1, 9C1]	01.98→		65/570	65	55	55/480
New Beetle Cabriolet 1.4, 1.6, 1.8 T, 1.9 TDI, 2.0, 2.5 [1Y7]	01.98→		65/570	65	55	55/480
Passat 1.6 [3B2] [3B3] [3C2]	10.96-07.10		45/400	45	55	55/480
Passat 1.6 [312, 35l, 3A2]	08.88-03.97	VAD	45/400	45	55	55/480
Passat 1.6 FSI [3C2]	03.05-06.08		45/400	45	55	55/480
Passat 1.8 [3B2]	12.96-11.00		75/680	75	85	85/800
Passat 1.8 [3B3]	10.00-05.05		65/570	65	55	55/480
Passat 1.8 [312, 35l, 3A2]	04.88-03.97	VAD	45/400	45	55	55/480
Passat 1.8 FSI, TSI [3C2]	05.08-07.10		65/570	65	55	55/480
Passat 1.8 Turbo, 1.9 TDI [3B2]	10.96-11.00		75/680	75	85	85/800
Passat 1.9 TDI [3B3]	10.00-05.05		65/570	65	55	55/480
Passat 1.9 TDI [3C2]	03.05-11.08		75/680	75	85	85/800
Passat 1.9 TDI [312, 35l, 3A2]	10.93-07.96	VAD	55/480	55	65	65/570
Passat 2.0 [3B3]	10.00-05.05		65/570	65	55	55/480
Passat 2.0 [312, 35l, 3A2]	03.90-03.97	VAD	75/680	75	85	85/800
Passat 2.0 FSI, -4 Motion [3C2]	11.05-07.10		65/570	65	55	55/480
Passat 2.0 TDI, - 4 Motion [3C2]	03.05-08.10		75/680	75	85	85/800
Passat 2.0 TSI [3C2]	11.05-11.10		65/570	65	55	55/480
Passat 2.3 [3B2]	10.96-11.00		75/680	75	85	85/800
Passat 2.3 [3B3]	10.00-05.05		65/570	65	55	55/480
Passat 2.3 syncro [3B2]	06.97-11.00		75/680	75	85	85/800
Passat 2.5 TDI, -4 Motion [3B3]	10.00-05.05		65/570	65	55	55/480
Passat 2.8 [312, 35l, 3A2]	06.91-03.97	VAD	75/680	75	85	85/800
Passat 2.8 syncro [3B2]	01.97-11.00		75/680	75	85	85/800
Passat 2.8 4 Motion [3B3]	10.00-05.05		65/570	65	55	55/480
Passat 3.2 FSI 4 Motion, 3.6 FSI, 3.6 FSI R36 4 Motion, 3.6 FSI 4 Motion [3C2]	09.05-07.10		75/680	75	85	85/800
Passat CC 1.8 TFSI, -TSI [357]	05.08→		65/570	65	55	55/480
Passat CC 2.0 TDI, - 4 Motion, 2.0 TSI, 3.6 FSI 4 Motion [357]	05.08→		75/680	75	85	85/800
Passat Variant 1.4 TSI [3C5]	05.07-11.10		65/570	65	55	55/480
Passat Variant 1.4 TSI EcoFuel [3C5]	11.08-11.10		45/400	45	55	55/480
Passat Variant 1.6 [3B5] [3B6]	01.97-05.05		45/400	45	55	55/480
Passat Variant 1.6 [3C5]	08.05-11.10		45/400	45	55	55/480
Passat Variant 1.6 [315, 35l, 3A5]	08.88-03.97	VAD	45/400	45	55	55/480
Passat Variant 1.6 FSI [3C5]	08.05-06.08		45/400	45	55	55/480
Passat Variant 1.6 TD [315, 35l, 3A5]	08.89-09.93	VAD	55/480	55	65	65/570
Passat Variant 1.6 TDI [3C5]	08.09-11.10		65/570	65	55	55/480
Passat Variant 1.8 [3B5]	05.97-05.05		75/680	75	85	85/800
Passat Variant 1.8 [3B6]	05.97-05.05		75/680	75	85	85/800
Passat Variant 1.8 [315, 35l, 3A5]	04.88-03.97	VAD	45/400	45	55	55/480
Passat Variant 1.8 FSI, -TSI [3C5]	05.07-11.10		75/680	75	85	85/800
Passat Variant 1.8 Turbo [3B5]	05.97-11.00		75/680	75	85	85/800
Passat Variant 1.9 D, 1.9 TD [315, 35l, 3A5]	05.89-03.97	VAD	55/480	55	65	65/570
Passat Variant 1.9 TDI [3B5] [3B6]	05.97-05.05		75/680	75	85	85/800
Passat Variant 1.9 TDI [3C5]	08.05-11.08		75/680	75	85	85/800
Passat Variant 1.9 TDI [315, 35l, 3A5]	10.93-03.97	VAD	55/480	55	65	65/570
Passat Variant 1.9 TDI syncro [3B5], 1.9 TDI 4 Motion, 2.0 [3B6]	06.97-05.05		75/680	75	85	85/800
Passat Variant 2.0 [315, 35l, 3A5]	08.88-03.97	VAD	75/680	75	85	85/800
Passat Variant 2.0 FSI [3C5]	11.05-11.10		45/400	45	55	55/480
Passat Variant 2.0 FSI 4 Motion [3C5]	11.05-11.10		45/400	45	55	55/480
Passat Variant 2.0 syncro [315, 35l, 3A5]	10.90-03.97	VAD	75/680	75	85	85/800
Passat Variant 2.0 TDI [3B6]	11.03-05.05		75/680	75	85	85/800
Passat Variant 2.0 TDI [3C5]	08.05-11.10		75/680	75	85	85/800
Passat Variant 2.0 TDI 4 Motion [3C5]	08.05-11.10		75/680	75	85	85/800
Passat Variant 2.0 TSI [3C5]	11.05-11.10		75/680	75	85	85/800
Passat Variant 2.3 [3B5], 2.3 [3B6], 2.5 TDI [3B5]	09.97-05.05		75/680	75	85	85/800
Passat Variant 2.5 TDI, - 4 Motion [3B6]	09.97-05.05		75/680	75	85	85/800
Passat Variant 2.8 [315, 35l, 3A5]	06.91-03.97	VAD	75/680	75	85	85/800
Passat Variant 2.8 syncro [3B5], 2.8 4 Motion [3B6]	01.97-05.05		75/680	75	85	85/800
Phaeton 3.0 TDI 4 Motion [3D]	05.02-10.08		75/680	75	85	85/800
Phaeton 3.2 [3D]	05.02-10.08		75/680	75	85	85/800
Phaeton 3.6 4 Motion [3D]	11.08-05.10		65/570	65	55	55/480
Phaeton 4.2 4 Motion, 5.0 TDI 4 Motion, 6.0 4 Motion [3D]	11.02→		75/680	75	85	85/800
Polo 1.0 [6N1]	10.94-12.99	VAD	45/400	45	55	55/480
Polo 1.0 [6N2]	07.98-09.01		45/400	45	55	55/480
Polo 1.0 [80]	10.90-09.94	VAD	45/400	45	55	55/480
Polo 1.0 [86, 87]	08.85-01.92	VAD	45/400	45	55	55/480
Polo 1.2 [6R1]	06.09→		45/400	45	55	55/480
Polo 1.2 [9N1] [9N3], 1.2 TDI [6R1], 1.2 TSI [6R1]	11.01→		45/400	45	55	55/480
Polo 1.3 [6N1]	10.94-07.95	VAD	45/400	45	55	55/480
Polo 1.3 [80]	10.90-09.94	VAD	45/400	45	55	55/480
Polo 1.4 [6N1] [6N2] [6R1] [9N1] [9N2] [9N3]	07.95-12.99	VAD	45/400	45	55	55/480
Polo 1.4 D [80]	10.90-09.94	VAD	55/480	55	65	65/570
Polo 1.4 FSI [9N1] [9N3]	09.01-07.06		45/400	45	55	55/480
Polo 1.4 TDI [6N2]	10.99-09.01		65/570	65	55	55/480
Polo 1.4 TDI [9N1] [9N3]	09.01-12.09		75/680	75	85	85/800
Polo 1.4 16V [6N2]	01.99-09.01		45/400	45	55	55/480
Polo 1.6 [6N1]	10.94-12.99	VAD	45/400	45	55	55/480
Polo 1.6 [9N3]	05.06-12.09		45/400	45	55	55/480
Polo 1.6 TDI [6R1]	06.09→	BAD	65/570	65	55	55/480
Polo 1.7 SDI [6N1]	05.97-12.99	VAD	65/570	65	55	55/480
Polo 1.7 SDI [6N2]	10.99-09.01		75/680	75	85	85/800

A Für Fahrzeuge mit Start-/Stopp-Automatik
BAD Achtung: Batteriewechsel muss mit Diagnosetester am Steuergerät angemeldet werden.
VAD VW-Bodenleistenadapter erforderlich



VW (VOLKSWAGEN)

Fahrzeugtyp	Baujahr von-bis	Info	Ah/A (EN)	CARTEC	Ah/A (EN) Alternativ
VW (VOLKSWAGEN)					
Polo 1.8 GTI [9N3]	09.05-11.09		75/680	75	85 85/800
Polo 1.9 D [6N1]	10.94-12.99	VAD	65/570	65	55 55/480
Polo 1.9 D [6N2], 1.9 SDI [9N1], 1.9 SDI [9N3], 1.9 TDI [9N1], 1.9 TDI [9N3]	10.99-12.09		75/680	75	85 85/800
Polo Classic 1.4, 1.6 [6V2]	11.95-09.01	VAD	45/400	45	55 55/480
Polo Coupé 1.0 [80]	10.90-09.94	VAD	45/400	45	55 55/480
Polo Coupé 1.0 [86, 87]	08.85-08.90	VAD	45/400	45	55 55/480
Polo Coupé 1.3 [80]	10.90-09.94	VAD	45/400	45	55 55/480
Polo Coupé 1.3 [86, 87]	12.86-08.90	VAD	45/400	45	55 55/480
Polo Coupé 1.3 G40 [80]	10.90-09.94	VAD	45/400	45	55 55/480
Polo Variant 1.4 [6V5]	05.97-09.01		45/400	45	55 55/480
Polo Variant 1.6 [6V5]	05.97-09.01	VAD	45/400	45	55 55/480
Polo Variant 1.7 SDI [6V5]	11.97-08.99	VAD	65/570	65	55 55/480
Scirocco 1.4 TSI [137]	08.08→		65/570	65	55 55/480
Scirocco 1.8 [53B]	05.83-07.92	VAD	45/400	45	55 55/480
Scirocco 2.0 TDI, TSI [137]	08.08→		75/680	75	85 85/800
Sharan 1.8 T [7M8]	11.97-02.00	VAD	65/570	65	55 55/480
Sharan 1.8 T [7M9, 7M6]	05.00-03.10		65/570	65	55 55/480
Sharan 1.9 TDI [7M8]	09.95-02.00	VAD	75/680	75	85 85/800
Sharan 1.9 TDI, - 4 Motion [7M9, 7M6]	04.00-03.10		75/680	75	85 85/800
Sharan 2.0 [7M8]	09.95-02.00	VAD	65/570	65	55 55/480
Sharan 2.0 [7M9, 7M6]	05.00-03.10		65/570	65	55 55/480
Sharan 2.0 TDI, 2.8, -4 Motion [7M9, 7M6], 2.8 [7M8]	11.05-03.10		75/680	75	85 85/800
Tiguan 1.4 TSI 4 Motion [5N1]	11.07-11.08		65/570	65	55 55/480
Tiguan 2.0 TDI [5N1]	03.08-05.11	BAD	75/680	75	85 85/800
Tiguan 2.0 TDI 4 Motion, 2.0 TSI 4 Motion [5N1]	11.07-05.11		75/680	75	85 85/800
Touareg 2.5 TDI, 3.0 TDI [7LA] [7L6],	11.02-05.10		75/680	75	85 85/800
Touareg 3.2 [7LA], 3.6 FSI [7L6]	11.02-05.10		75/680	75	85 85/800
Touareg 4.2 [7LA]	04.03-11.06		95/850	95	85 85/800
Touareg 4.2 FSI [7L6]	11.02-05.10		95/850	95	85 85/800
Touareg 5.0 TDI [7L6], 6.0 [7L6]	11.02-05.10		95/850	95	85 85/800
Touareg 50 TDI [7LA]	11.02-05.10		95/850	95	85 85/800
Touran 1.4 TSI, -EcoFuel [1T2]	02.03-05.10		45/400	45	55 55/480
Touran 1.6, 1.6 FSI [1T1] [1T2]	02.03-05.10		45/400	45	55 55/480
Touran 1.9 TDI [1T1] [1T2]	02.03-05.10		75/680	75	85 85/800
Touran 2.0 EcoFuel [1T2]	11.06-05.10		65/570	65	55 55/480
Touran 2.0 FSI [1T1]	10.03-11.05		65/570	65	55 55/480
Touran 2.0 FSI [1T2]	11.06-01.07		65/570	65	55 55/480
Touran 2.0 TDI [1T1] [1T2]	02.03-05.10		75/680	75	85 85/800
Transporter T3 1.6 D Turbo, -Synchro, 1.7 D [24, 25]	08.84-07.92	VAD	75/680	75	85 85/800
Transporter T3 1.9 [24, 25]	08.82-07.92	VAD	75/680	75	85 85/800
Transporter T3 1.9 Syncro [24, 25]	02.85-07.92	VAD	75/680	75	85 85/800
Transporter T3 2.1 [24, 25]	07.85-07.92	VAD	75/680	75	85 85/800
Transporter T3 2.1 Syncro [24, 25]	08.85-04.97	VAD	75/680	75	85 85/800
Transporter T4 1.9 D [70, 7D]	08.85-04.97	VAD	75/680	75	85 85/800
Transporter T4 1.9 D Turbo [70, 7D]	10.92-06.03	VAD	75/680	75	85 85/800
Transporter T4 2.0 [70, 7D]	09.90-06.03		75/680	75	85 85/800
Transporter T4 2.4 D [70, 7D]	09.90-06.03		75/680	75	85 85/800
Transporter T4 2.4 D [70, 7D]	05.97-04.99	VAD	75/680	75	85 85/800
Transporter T4 2.4 D Syncro [70, 7D]	11.92-09.98	VAD	75/680	75	85 85/800
Transporter T4 2.5 [70, 7D]	11.90-06.03	VAD	75/680	75	85 85/800
Transporter T4 2.5 Syncro [70, 7D]	01.94-06.03	VAD	75/680	75	85 85/800
Transporter T4 2.5 TDI [70, 7D]	05.98-06.03	VAD	75/680	75	85 85/800
Transporter T4 2.5 TDI Syncro [70, 7D]	03.98-06.03	VAD	75/680	75	85 85/800
Transporter T5 1.9 TDI, 2.0, 2.5 TDI, - 4 Motion, 3.2, -4 Motion [7J], 2.0, 3.2, 3.2 4 Motion [7H]	04.03-11.09		75/680	75	85 85/800
Vento 1.6, 1.8, 2.0 [1H2]	11.91-12.97	VAD	65/570	65	55 55/480
Vento 1.9 TD, -TDI [1H2]	11.91-12.97	VAD	75/680	75	85 85/800
WARTBURG					
Wartburg 353 W	01.78-12.90		45/400	45	55 55/480
Wartburg 353 1.3	09.88-05.91		45/400	45	55 55/480

**BEI DIVERSEN MODELLEN VON VOLKSWAGEN UND FORD
WERDEN DIE FOLGENDEN ADAPTER BENÖTIGT:**



	D	F	I	CZ
A	Für Fahrzeuge mit Start-/Stopp-Automatik	Pour véhicules avec technologie Stop/Start automatique	Per veicoli con sistema start and stop	Pro vozidla se systémem Start-Stop
BAD	Achtung: Batteriewechsel muss mit Diagnosetester am Steuergerät angemeldet werden.	Attention: tout changement de batterie doit être signalé à l'appareil de contrôle au moyen d'un testeur de diagnostic.	Attenzione: La sostituzione delle batterie deve essere registrata con lo strumento di diagnosi al connettore diagnostico del veicolo.	Pozor: Výměna baterie musí být nahlášena pomocí diagnostického zkoušeče řídicí jednotce.
BAW	Bei Einbau der Alternativtype, Batteriewanne auswechseln	Pour montage de l'autre type, remplacer le bac de batterie	Se si monta il tipo alternativo, sostituire il vano batteria	Při zabudování alternativního typu vyměňte vanu akumulátoru
FAD	Ford Pol-Adapter erforderlich	Adaptateur Ford nécessaire	Necessario adattatore poli Ford	Je nezbytný pól. adaptér Ford
JEA	Je nach Erstausrüstung-Bestückung	Selon équipement de premier monte	In base al primo equipaggiamento	Podle úrovně originální výbavy
VAD	VW-Bodenleisten erforderlich	Adaptateur rebord de fixation VW nécessaire	Necessario adattatore listello pavimento VW	Je nezbytný adaptér pro podlah. lištu
ZE	Zwei Batterien erforderlich	2 nécessaires	Sono necessari due pezzi	Jsonu nutné dva
Ah	Kapazität Batterie	Capacité de la batterie	Capacità batteria	Kapacita akum.
A (EN)	Kälteprüfstrom Batterie	Courant de contrôle à froid de la batterie	Corrente di prova a freddo batteria	Prou zk. chlad. akum.

BAD Achtung: Batteriewechsel muss mit Diagnosetester am Steuergerät angemeldet werden.

VAD VW-Bodenleistenadapter erforderlich

STAND: 03/2013

Art.Nr. 193000



4 038373 193001 >